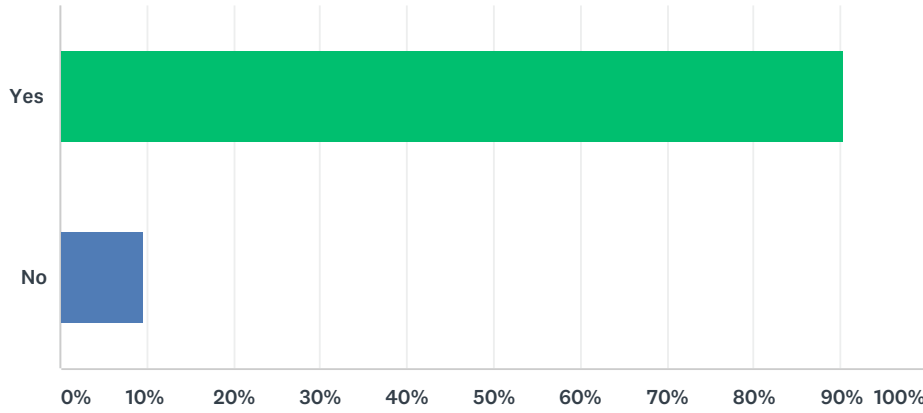


# Q1 Are you a current YALSA member?

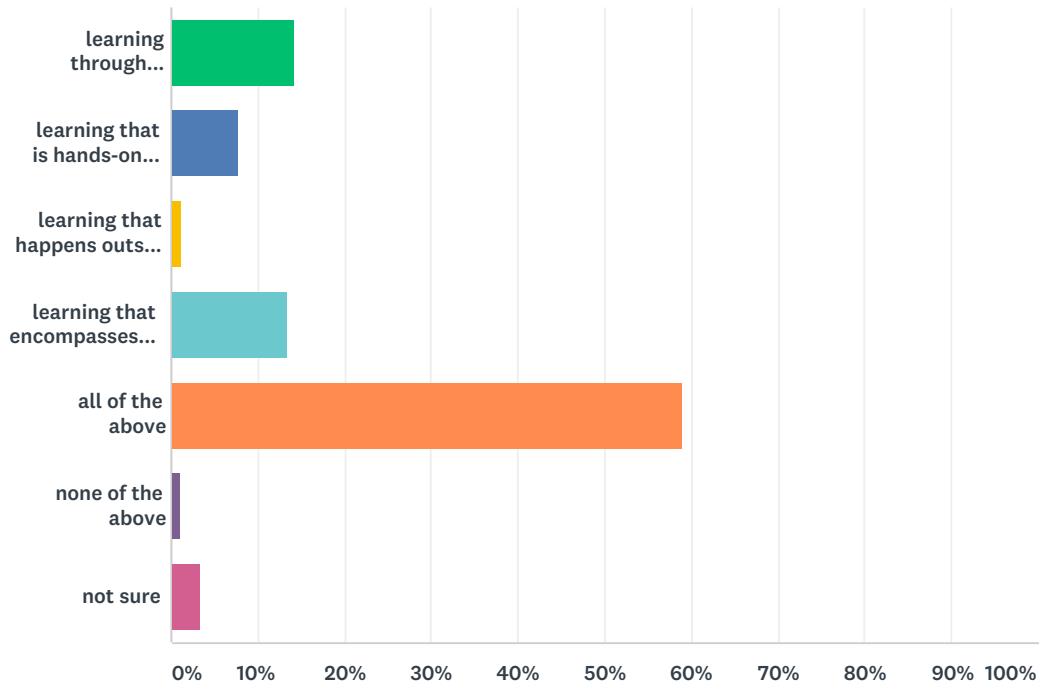
Answered: 144 Skipped: 468



ANSWER CHOICES	RESPONSES	
Yes	90.28%	130
No	9.72%	14
TOTAL		144

## Q2 When you think about "connected learning" what comes to mind?

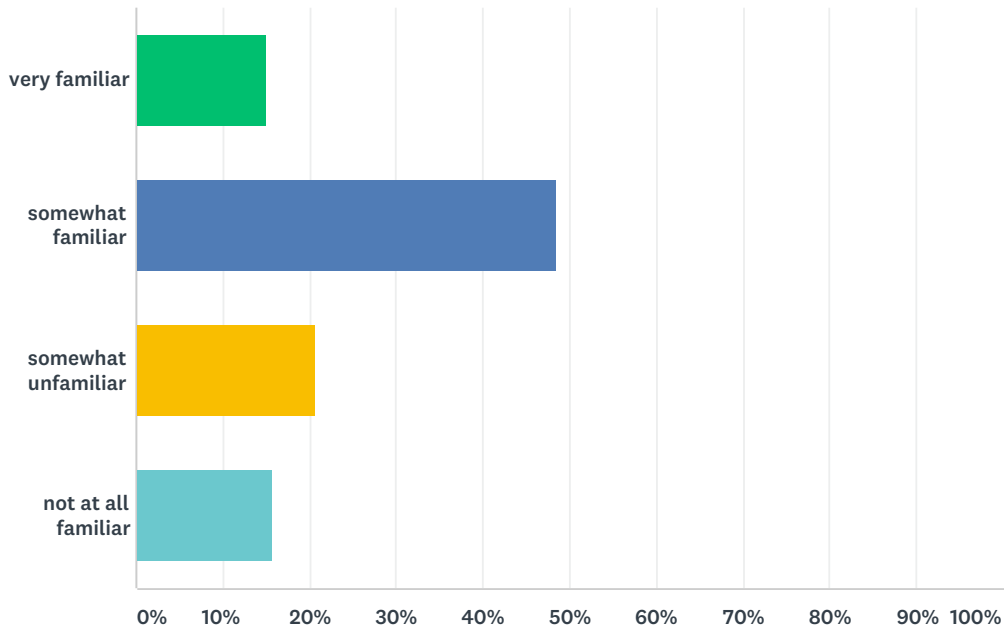
Answered: 544 Skipped: 68



ANSWER CHOICES	RESPONSES	
learning through technology and digital tools	14.15%	77
learning that is hands-on where students experiment and create	7.72%	42
learning that happens outside of the classroom	1.29%	7
learning that encompasses three spheres: academics, a learner's own interests, and inspiring mentors and peers.	13.42%	73
all of the above	59.01%	321
none of the above	1.10%	6
not sure	3.31%	18
<b>TOTAL</b>		<b>544</b>

### Q3 How familiar are you with YALSA's envisioned future for teen services, as outlined in the Future of Library Services for and with Teens: A Call to Action? (aka the Futures Report)

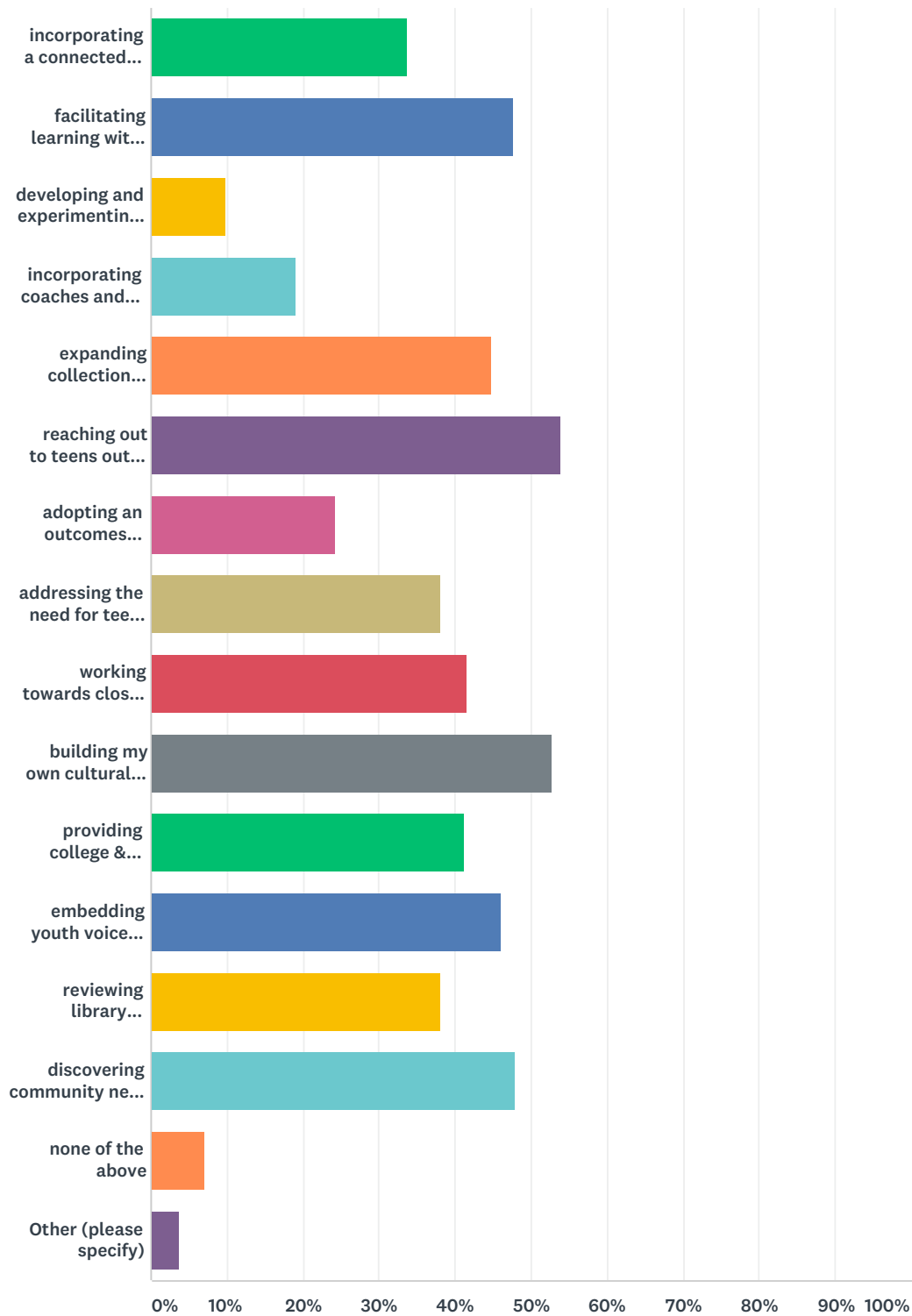
Answered: 544 Skipped: 68



ANSWER CHOICES	RESPONSES
very familiar	15.07% 82
somewhat familiar	48.53% 264
somewhat unfamiliar	20.77% 113
not at all familiar	15.63% 85
TOTAL	544

### Q4 What recommendations of YALSA's Futures Report have you worked toward implementing? (select all that apply)

Answered: 544 Skipped: 68



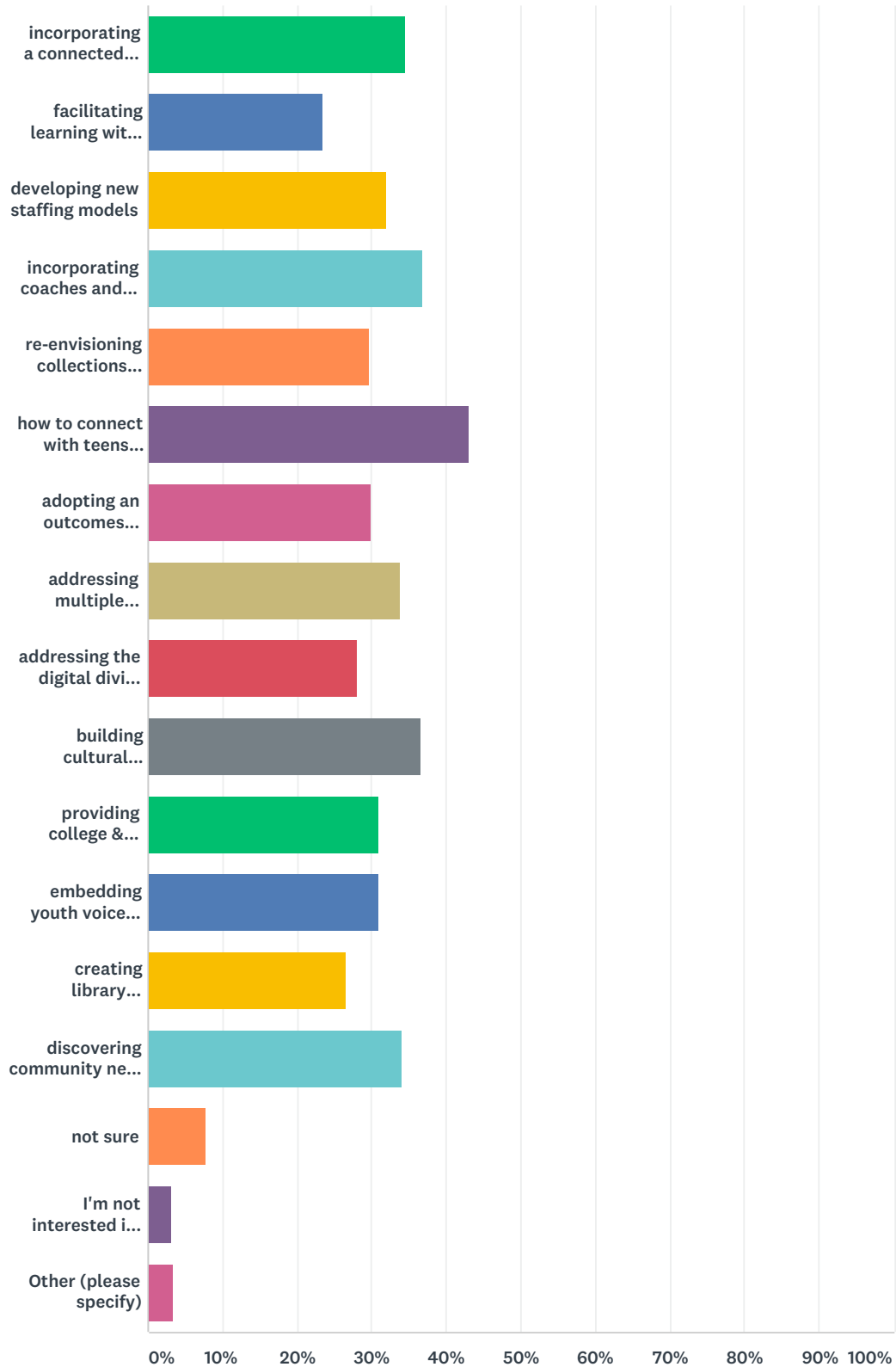
ANSWER CHOICES

RESPONSES

incorporating a connected learning approach into library activities	33.64%	183
facilitating learning with teens	47.79%	260
developing and experimenting with new staffing models	9.93%	54
incorporating coaches and mentors into teen library activities	18.93%	103
expanding collection development beyond traditional print resources	44.85%	244
reaching out to teens out in the community who are not regular library users	54.04%	294
adopting an outcomes focused approach to planning & evaluating services and programs	24.26%	132
addressing the need for teens to master multiple literacies	38.05%	207
working towards closing the digital divide & knowledge gap	41.54%	226
building my own cultural competence skills	52.76%	287
providing college & career readiness services for and with teens	41.18%	224
embedding youth voice into designing, planning, delivering and evaluating programs and services	45.96%	250
reviewing library policies and procedures to ensure that teens are treated equitably	38.05%	207
discovering community needs and seeking out community partners to engage with to support those needs	47.98%	261
none of the above	7.17%	39
Other (please specify)	3.86%	21
Total Respondents: 544		

**Q5 What knowledge or skills related to implementing the vision for teen services outlined in the Futures Report would you like to learn from someone else? (check all that apply)**

Answered: 544 Skipped: 68



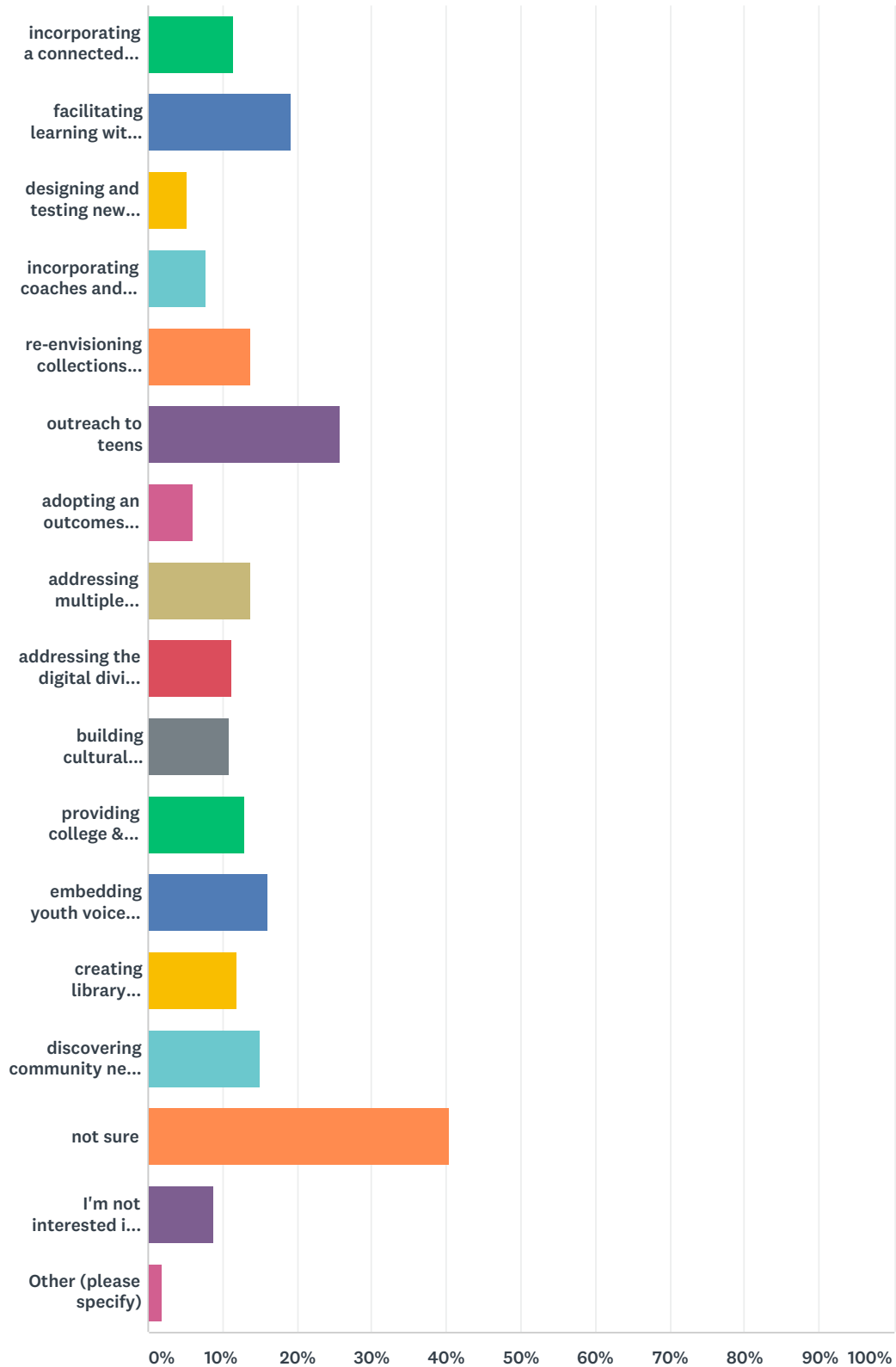
ANSWER CHOICES	RESPONSES
incorporating a connected learning approach into library activities	34.56% 188
facilitating learning with and for teens	23.35% 127
developing new staffing models	31.99% 174

incorporating coaches and mentors into teen library activities	36.76%	200
re-envisioning collections beyond traditional print resources	29.78%	162
how to connect with teens within the community and outside of the library building	43.20%	235
adopting an outcomes focused approach to planning & evaluating services and programs	29.96%	163
addressing multiple literacies in programs and services	33.82%	184
addressing the digital divide & knowledge gap	28.13%	153
building cultural competence skills	36.58%	199
providing college & career readiness services for and with teens	31.07%	169
embedding youth voice into designing, delivering and evaluating programs and services	30.88%	168
creating library policies and procedures to ensure that teens are treated equitably	26.65%	145
discovering community needs and seeking out community partners to engage with to support those needs	34.19%	186
not sure	7.72%	42
I'm not interested in learning more in this area	3.13%	17
Other (please specify)	3.31%	18
Total Respondents: 544		



**Q6 What knowledge or skills relating to implementing the vision for teen services outlined in the Futures Report could you help someone else learn? (check all that apply)**

Answered: 544 Skipped: 68



ANSWER CHOICES	RESPONSES	
incorporating a connected learning approach into library activities	11.58%	63
facilitating learning with and for teens	19.30%	105
designing and testing new staffing models	5.15%	28

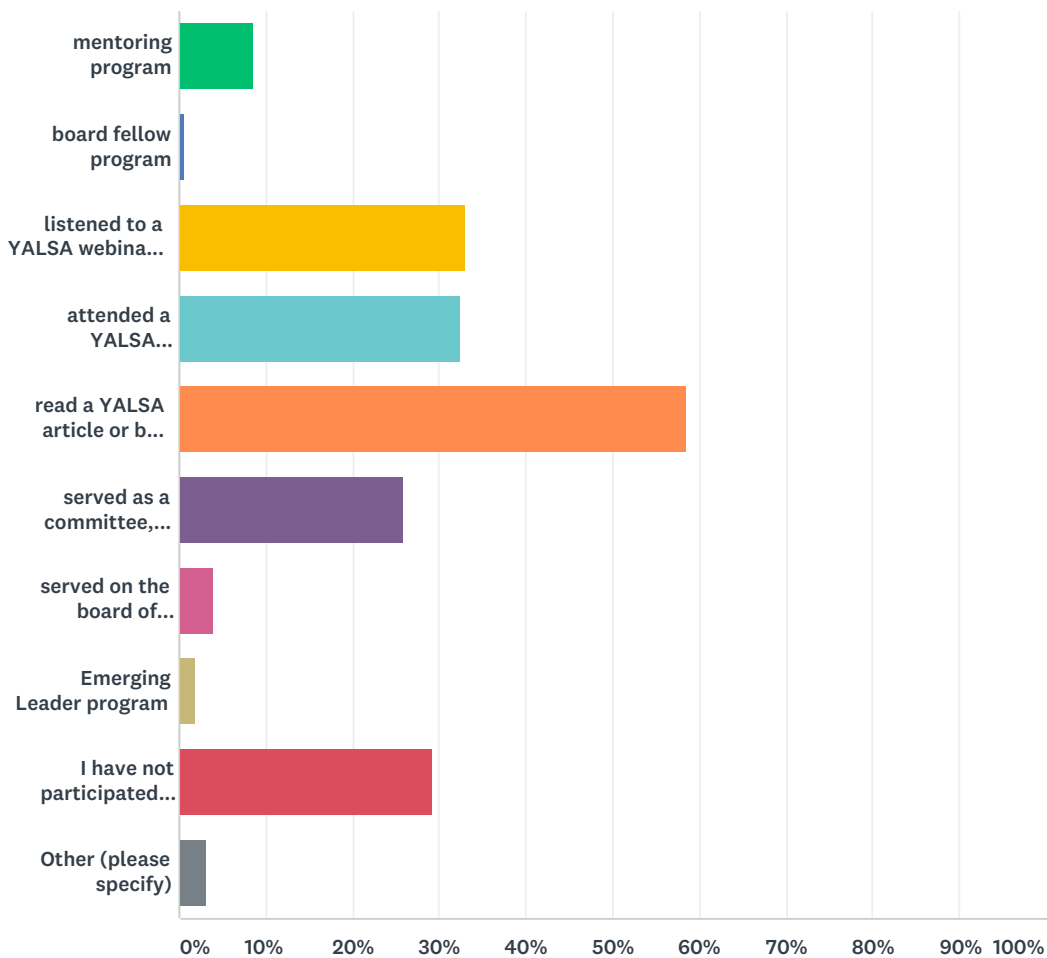
incorporating coaches and mentors into teen library activities	7.72%	42
re-envisioning collections beyond traditional print resources	13.79%	75
outreach to teens	25.74%	140
adopting an outcomes focused approach to planning & evaluating services and programs	6.07%	33
addressing multiple literacies in programs and services	13.79%	75
addressing the digital divide & knowledge gap	11.21%	61
building cultural competence skills	10.85%	59
providing college & career readiness services for and with teens	12.87%	70
embedding youth voice into designing, planning, delivering and evaluating programs and services	16.18%	88
creating library policies and procedures to ensure that teens are treated equitably	11.95%	65
discovering community needs and seeking out community partners to engage with around teen needs	15.07%	82
not sure	40.44%	220
I'm not interested in this area	8.82%	48
Other (please specify)	1.84%	10
Total Respondents: 544		

**Q7 If you have a knowledge or skill you could help someone else to learn, and you would like YALSA to contact you about doing that, please add your email here.**

Answered: 60 Skipped: 552

### Q8 What type of leadership development opportunities in YALSA have you participated in? Select all that apply

Answered: 544 Skipped: 68

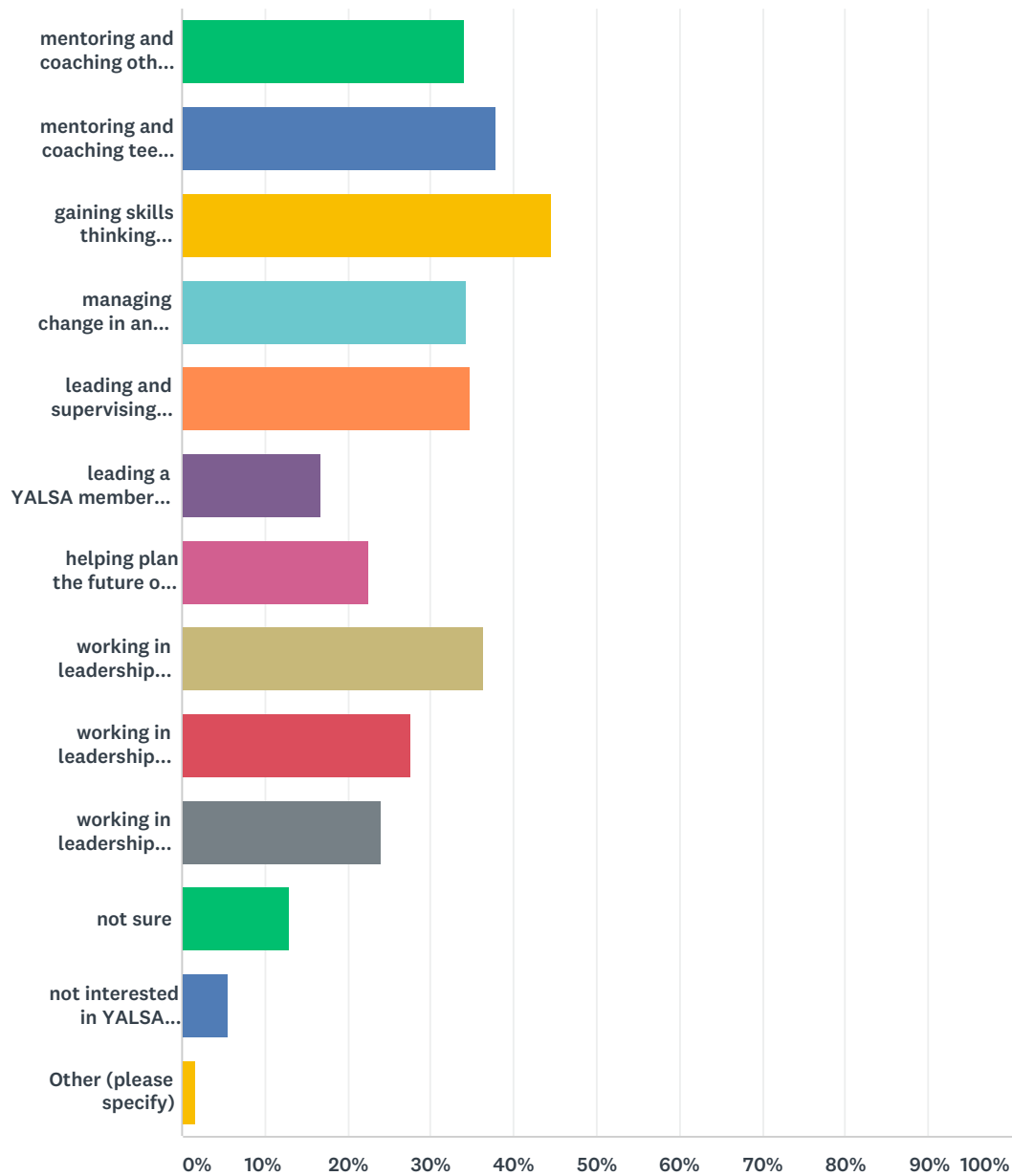


ANSWER CHOICES	RESPONSES	
mentoring program	8.64%	47
board fellow program	0.55%	3
listened to a YALSA webinar on a leadership topic	33.09%	180
attended a YALSA conference session or workshop on a leadership topic	32.35%	176
read a YALSA article or blog post on a leadership topic	58.64%	319
served as a committee, jury, taskforce or advisory board chair	25.92%	141
served on the board of directors	4.04%	22
Emerging Leader program	1.84%	10
I have not participated in any of these	29.23%	159
Other (please specify)	3.13%	17

Total Respondents: 544

### Q9 In what areas of leadership would you like to gain more skill and/or knowledge? (select all that apply)

Answered: 544 Skipped: 68



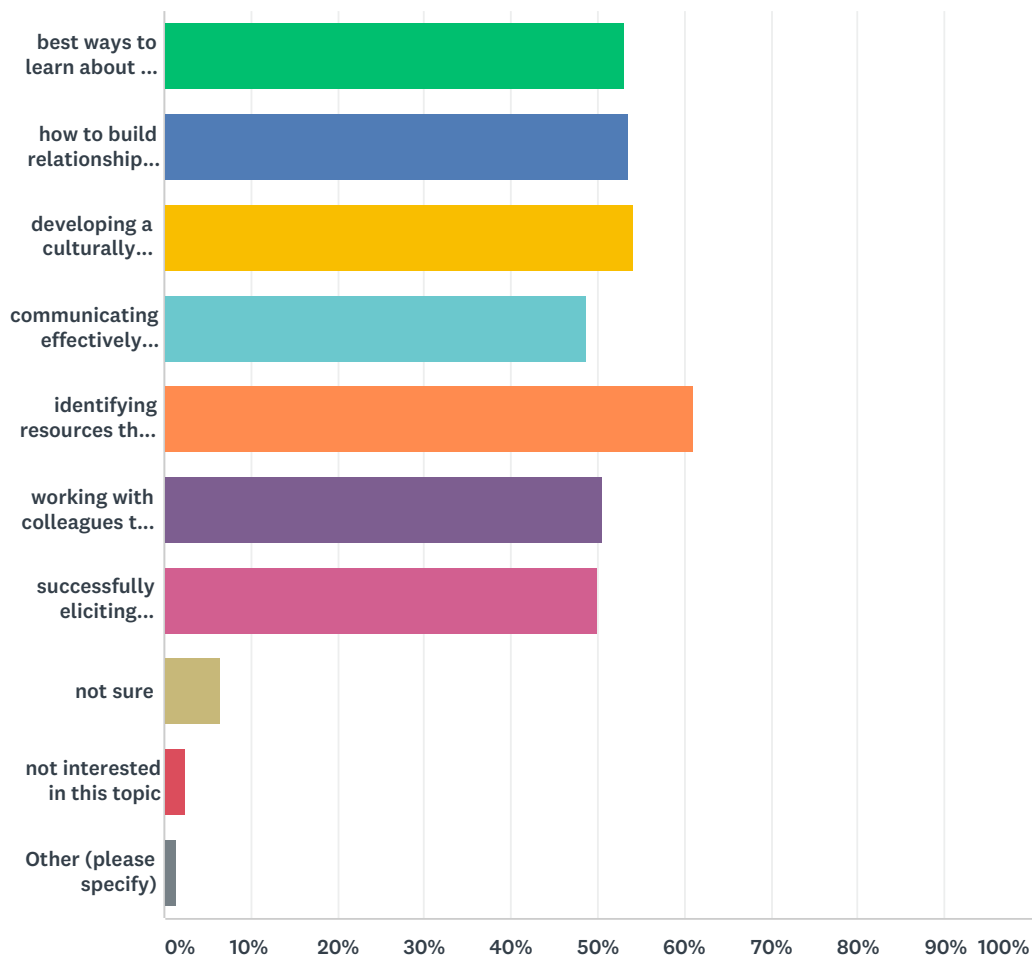
ANSWER CHOICES	RESPONSES	
mentoring and coaching other library staff working with/for teens	34.01%	185
mentoring and coaching teens in the library's community	37.87%	206
gaining skills thinking outside of the box	44.49%	242
managing change in an organization	34.38%	187
leading and supervising staff	34.74%	189

leading a YALSA member group	16.73%	91
helping plan the future of YALSA	22.61%	123
working in leadership roles locally	36.40%	198
working in leadership roles regionally	27.57%	150
working in leadership roles nationally	24.08%	131
not sure	12.87%	70
not interested in YALSA leadership opportunities	5.70%	31
Other (please specify)	1.65%	9
Total Respondents: 544		



### Q10 What areas related to cultural competency would you like to gain more knowledge and/or skills in? (select as many as apply)

Answered: 544 Skipped: 68

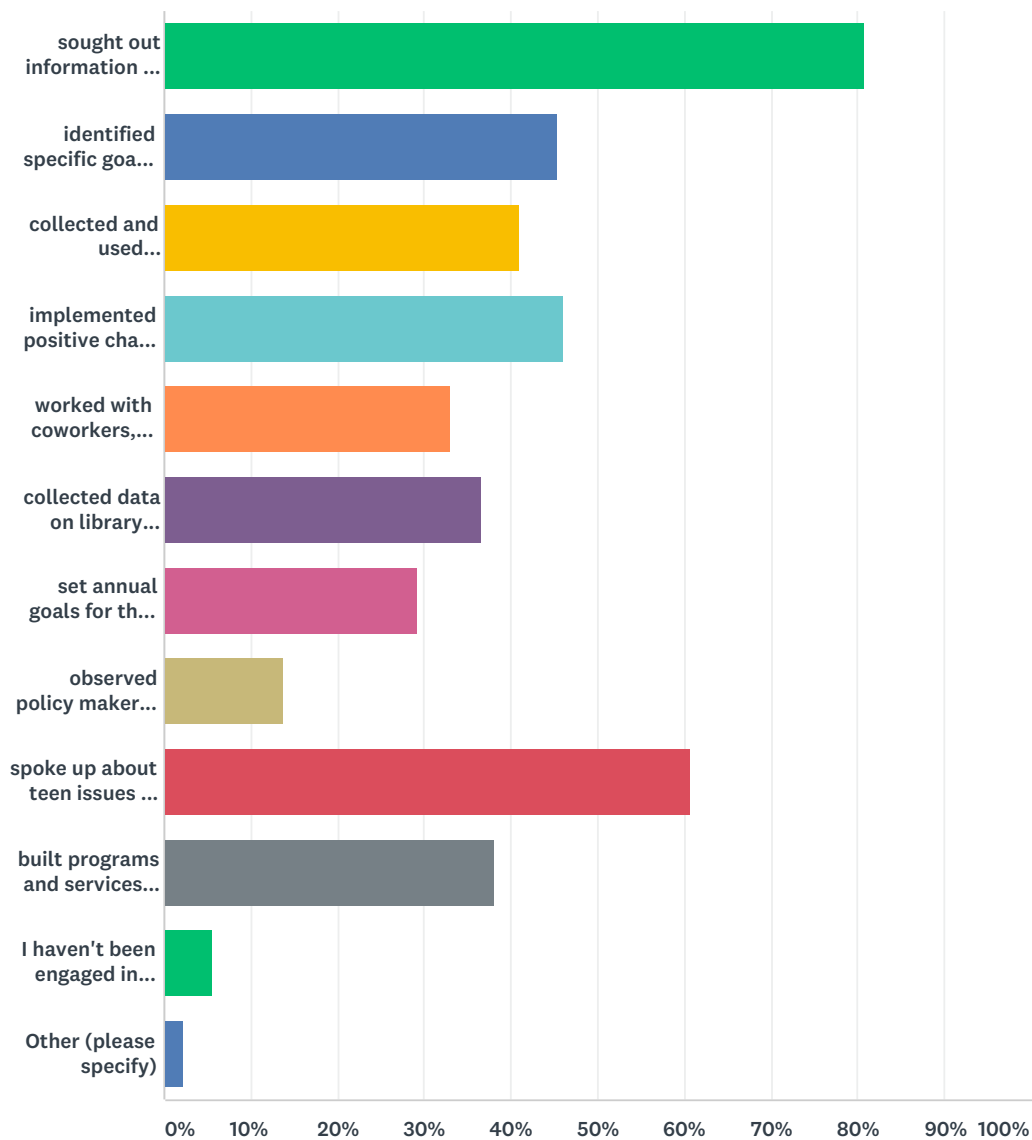


ANSWER CHOICES	RESPONSES	
best ways to learn about the needs of the different ethnic and cultural groups that live in the community	53.13%	289
how to build relationships with culturally diverse groups in the community	53.49%	291
developing a culturally responsive program of service in the community	54.23%	295
communicating effectively with diverse members of the library's community	48.71%	265
identifying resources that support the diverse needs of the library's community	61.03%	332
working with colleagues to help them be more culturally aware and responsive	50.55%	275
successfully eliciting information from diverse members of the library's community	50.00%	272
not sure	6.43%	35
not interested in this topic	2.57%	14
Other (please specify)	1.47%	8

Total Respondents: 544

### Q11 What types of library advocacy activities have you engaged in within the past year? (select all that apply)

Answered: 544 Skipped: 68

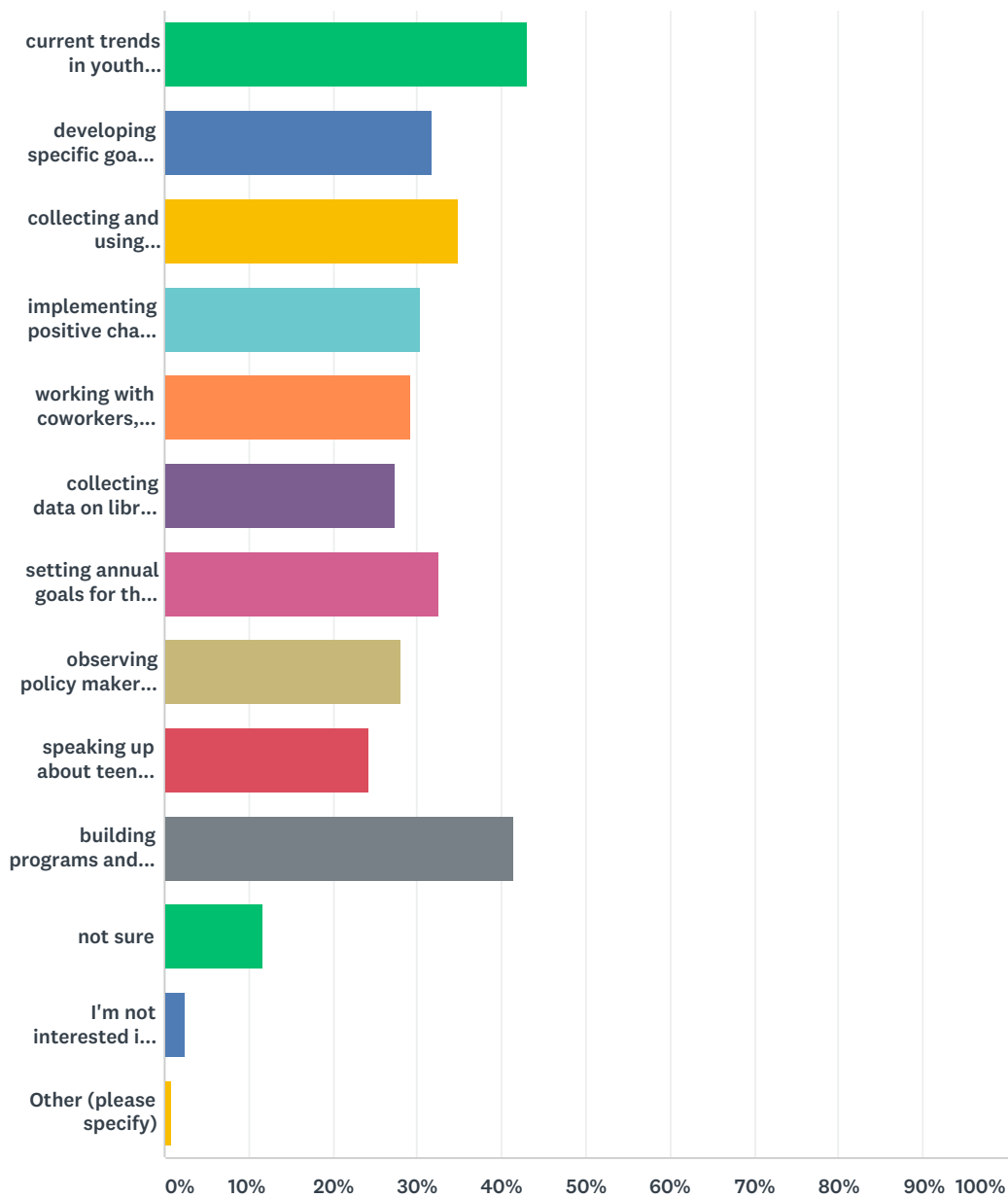


ANSWER CHOICES	RESPONSES
sought out information on current trends in youth development, libraries or education	80.70% 439
identified specific goals for a teen program or service and developed a plan to reach them	45.40% 247
collected and used information about the community to inform planning for programs and services	40.99% 223
implemented positive change in teen services by working with administration and coworkers	45.96% 250
worked with coworkers, administration and stakeholders to overcome barriers to teen services	33.09% 180
collected data on library programs and services to aid in envisioning future teen services	36.58% 199
set annual goals for the overall teen services program that directly support the library's mission, strategic plan, etc.	29.23% 159

observed policy makers in action and familiarized myself with procedures, viewpoints and communication styles	13.79%	75
spoke up about teen issues in formal and informal settings	60.66%	330
built programs and services that regularly provide opportunities for teens to be heard	38.05%	207
I haven't been engaged in library advocacy activities over the past 12 months	5.70%	31
Other (please specify)	2.21%	12
Total Respondents: 544		

## Q12 What areas of advocacy would you like to learn more about? (select all that apply)

Answered: 544 Skipped: 68

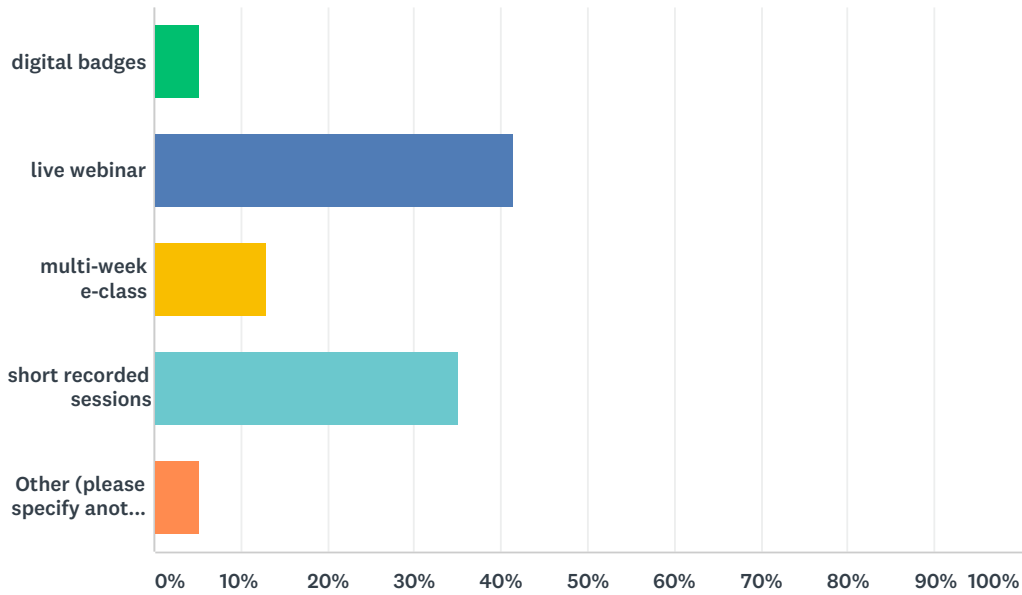


ANSWER CHOICES	RESPONSES
current trends in youth development, libraries or education	43.01% 234
developing specific goals for a teen program or service and developing a plan to reach them	31.80% 173
collecting and using information about the community to inform planning for programs and services	34.93% 190
implementing positive change in teen services by working with administration and coworkers	30.33% 165
working with coworkers, administration and stakeholders to overcome barriers to teen services	29.23% 159

collecting data on library programs and services to aid in envisioning future teen services	27.39%	149
setting annual goals for the overall teen services program that directly support the library's mission, strategic plan, etc.	32.54%	177
observing policy makers in action and familiarized myself with procedures, viewpoints and communication styles	28.13%	153
speaking up about teen issues in formal and informal settings	24.26%	132
building programs and services that regularly provide opportunities for teens to be heard	41.36%	225
not sure	11.76%	64
I'm not interested in learning more about advocacy	2.57%	14
Other (please specify)	0.74%	4
Total Respondents: 544		

### Q13 What is your preferred method of ONLINE learning? (choose one)

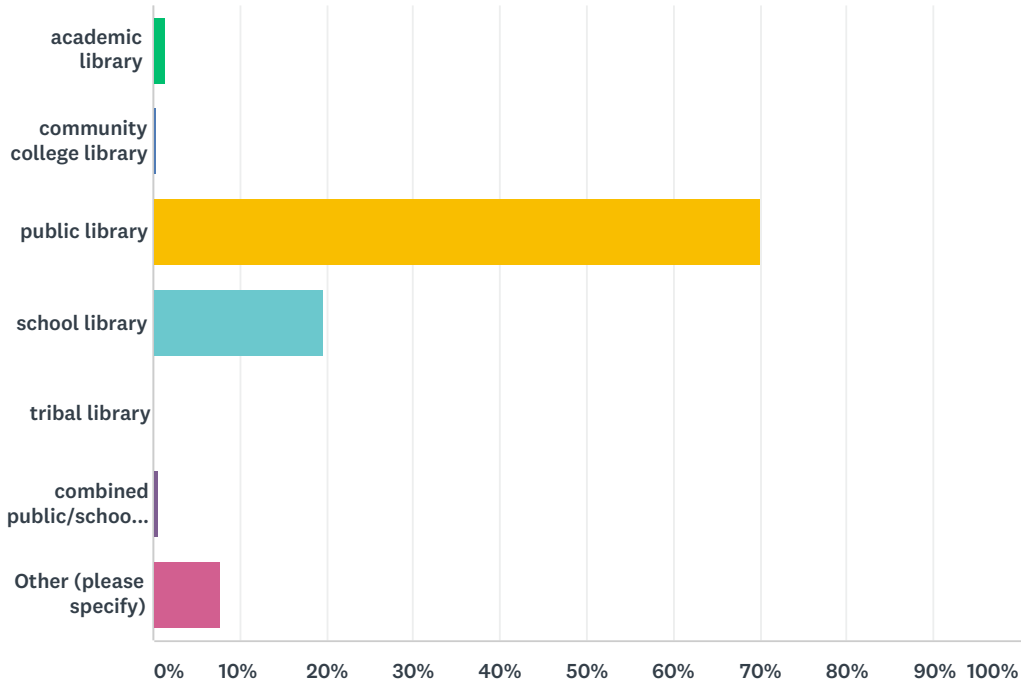
Answered: 544 Skipped: 68



ANSWER CHOICES	RESPONSES	
digital badges	5.33%	29
live webinar	41.36%	225
multi-week e-class	12.87%	70
short recorded sessions	35.11%	191
Other (please specify another method for ONLINE learning)	5.33%	29
<b>TOTAL</b>		<b>544</b>

### Q14 I work for a(n)

Answered: 538 Skipped: 74

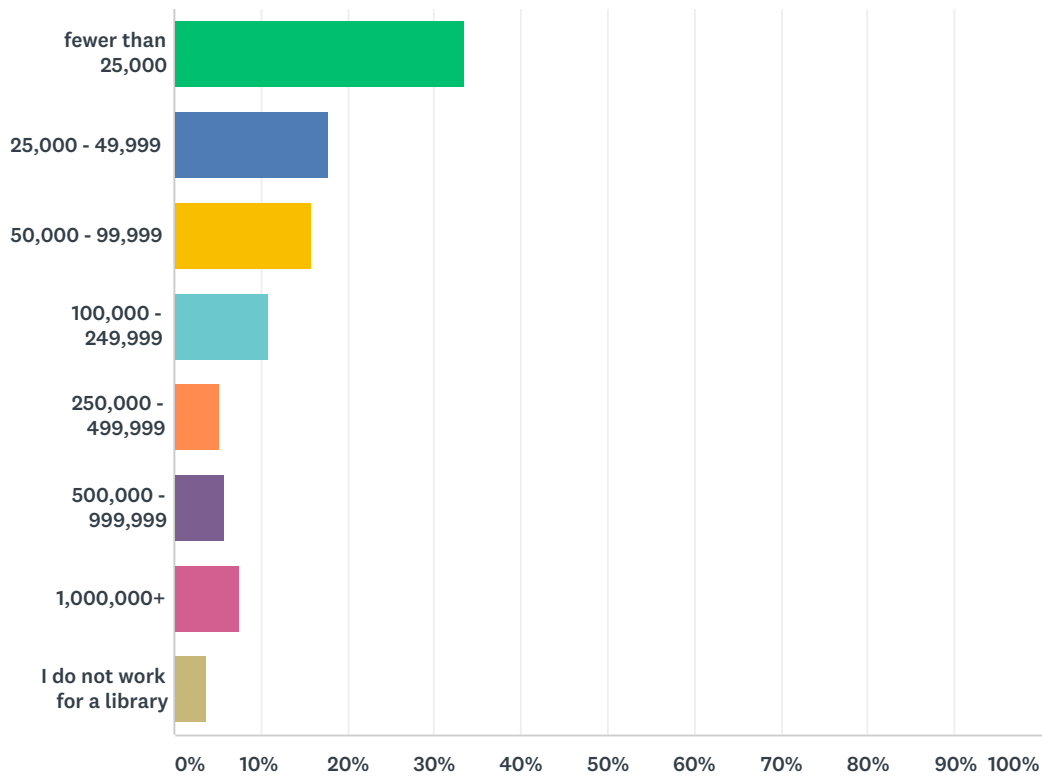


ANSWER CHOICES	RESPONSES
academic library	1.49% 8
community college library	0.37% 2
public library	70.07% 377
school library	19.70% 106
tribal library	0.00% 0
combined public/school library	0.56% 3
Other (please specify)	7.81% 42
<b>TOTAL</b>	<b>538</b>



# Q15 To the best of your knowledge, what size community does your library serve?

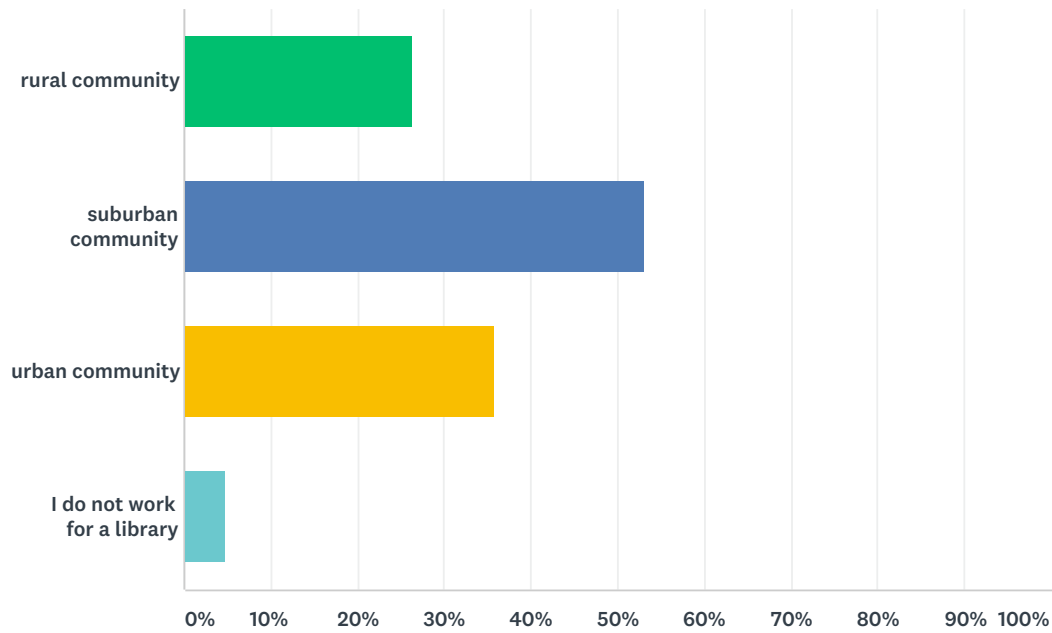
Answered: 538 Skipped: 74



ANSWER CHOICES	RESPONSES	
fewer than 25,000	33.46%	180
25,000 - 49,999	17.84%	96
50,000 - 99,999	15.80%	85
100,000 - 249,999	10.78%	58
250,000 - 499,999	5.20%	28
500,000 - 999,999	5.76%	31
1,000,000+	7.43%	40
I do not work for a library	3.72%	20
<b>TOTAL</b>		<b>538</b>

### Q16 What type of community does your library serve? (select all that apply)

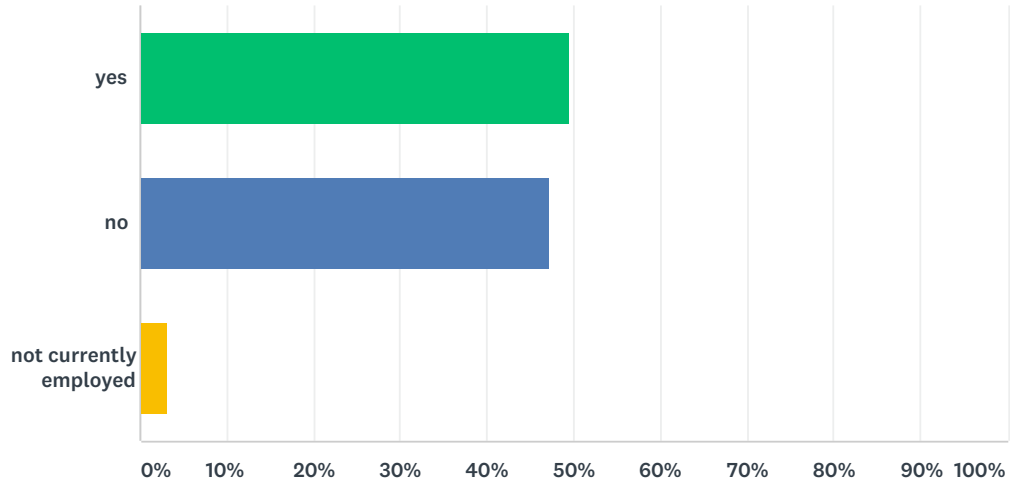
Answered: 538 Skipped: 74



ANSWER CHOICES	RESPONSES	
rural community	26.39%	142
suburban community	53.16%	286
urban community	35.69%	192
I do not work for a library	4.83%	26
Total Respondents: 538		

### Q17 Do you work in a supervisory capacity in your current position?

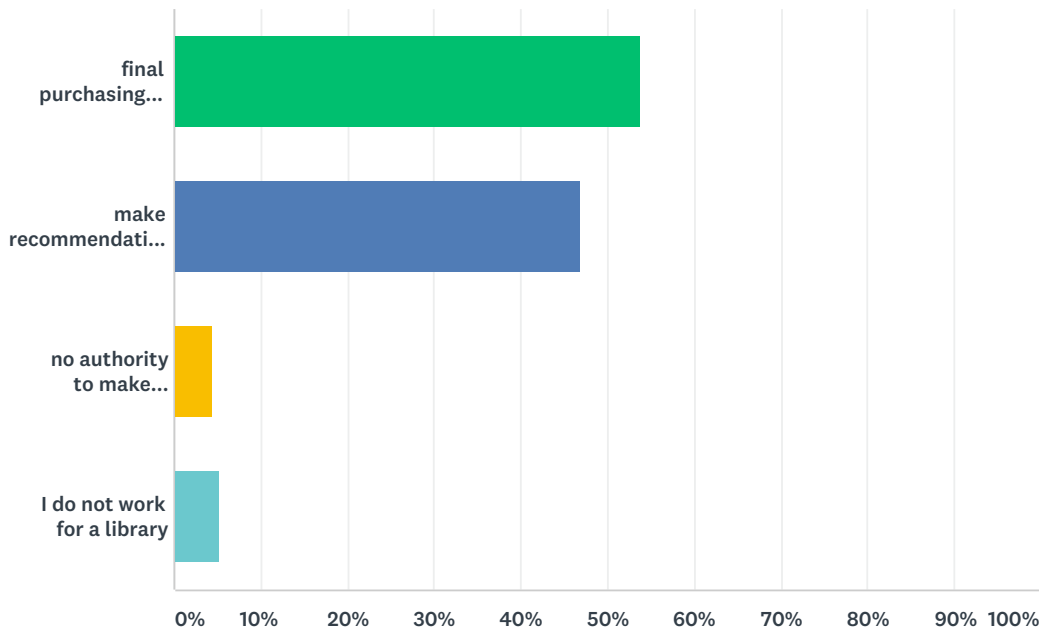
Answered: 538 Skipped: 74



ANSWER CHOICES	RESPONSES	
yes	49.63%	267
no	47.21%	254
not currently employed	3.16%	17
<b>TOTAL</b>		<b>538</b>

### Q18 What sort of purchasing decisions do you make for your library's teen department? (select all that apply)

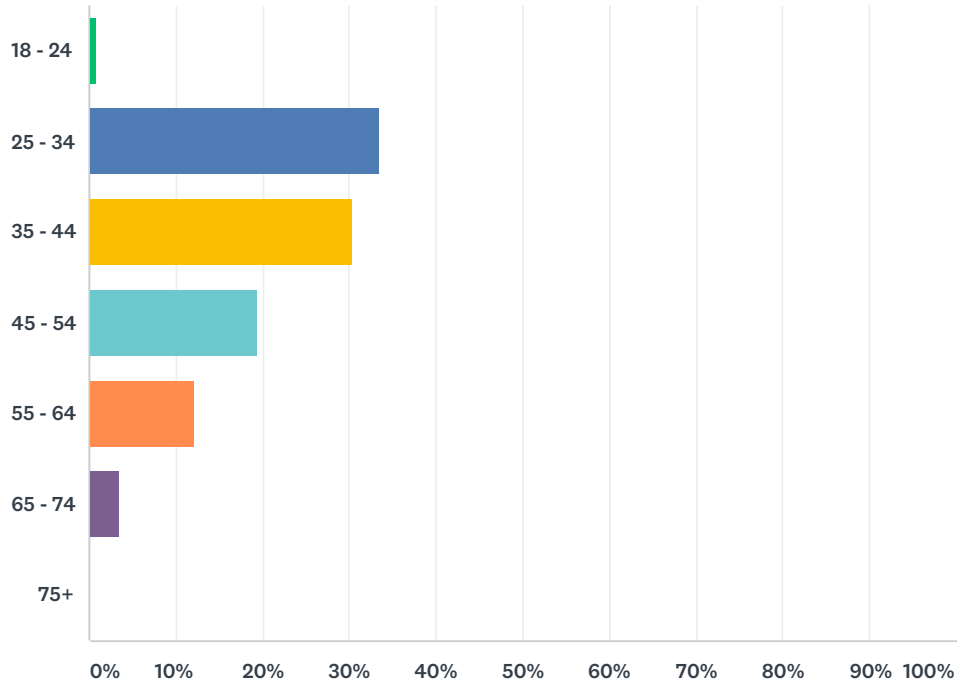
Answered: 538 Skipped: 74



ANSWER CHOICES	RESPONSES	
final purchasing authority	53.72%	289
make recommendations for purchases	46.84%	252
no authority to make purchases or recommendations	4.46%	24
I do not work for a library	5.20%	28
Total Respondents: 538		

### Q19 What is your age?

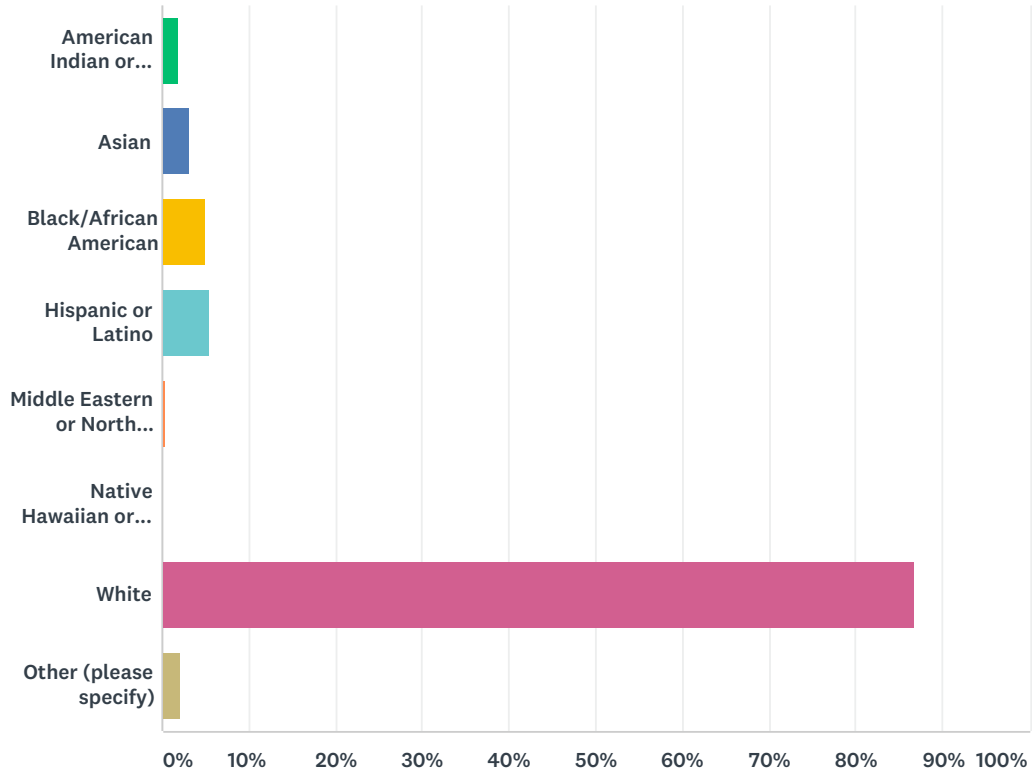
Answered: 526 Skipped: 86



ANSWER CHOICES	RESPONSES
18 - 24	0.76% 4
25 - 34	33.46% 176
35 - 44	30.42% 160
45 - 54	19.39% 102
55 - 64	12.17% 64
65 - 74	3.61% 19
75+	0.19% 1
<b>TOTAL</b>	<b>526</b>

## Q20 How do you describe yourself? (select all that apply)

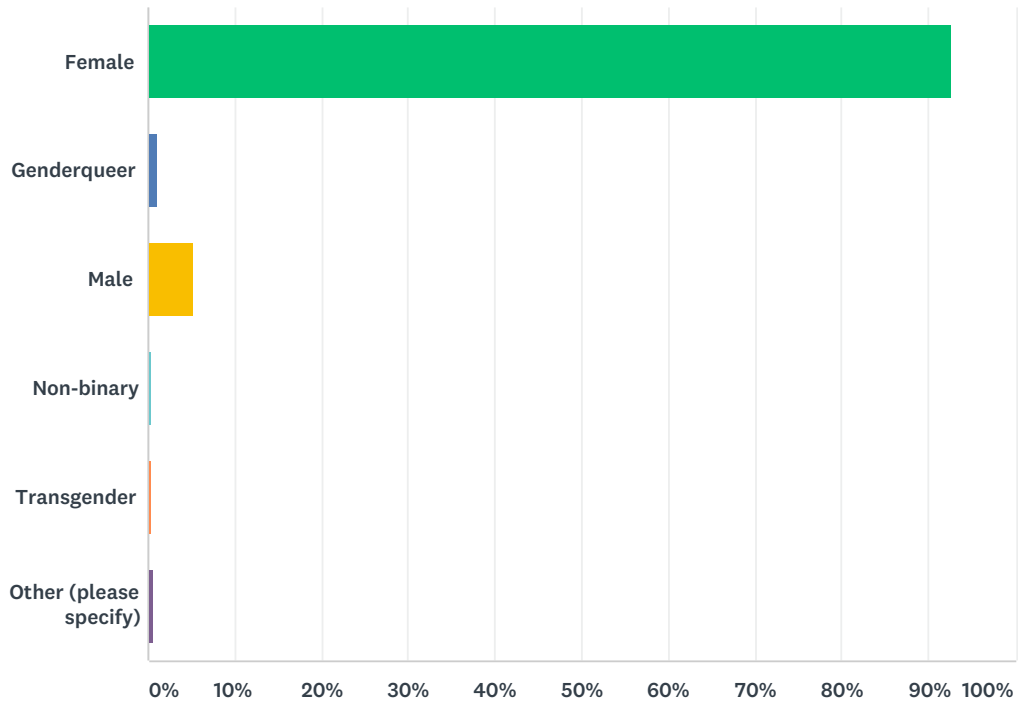
Answered: 525 Skipped: 87



ANSWER CHOICES	RESPONSES	
American Indian or Alaska Native	1.90%	10
Asian	3.05%	16
Black/African American	4.95%	26
Hispanic or Latino	5.52%	29
Middle Eastern or North African	0.38%	2
Native Hawaiian or other Pacific Islander	0.19%	1
White	86.86%	456
Other (please specify)	2.10%	11
Total Respondents: 525		

### Q21 How do you describe your gender identity? (please select one)

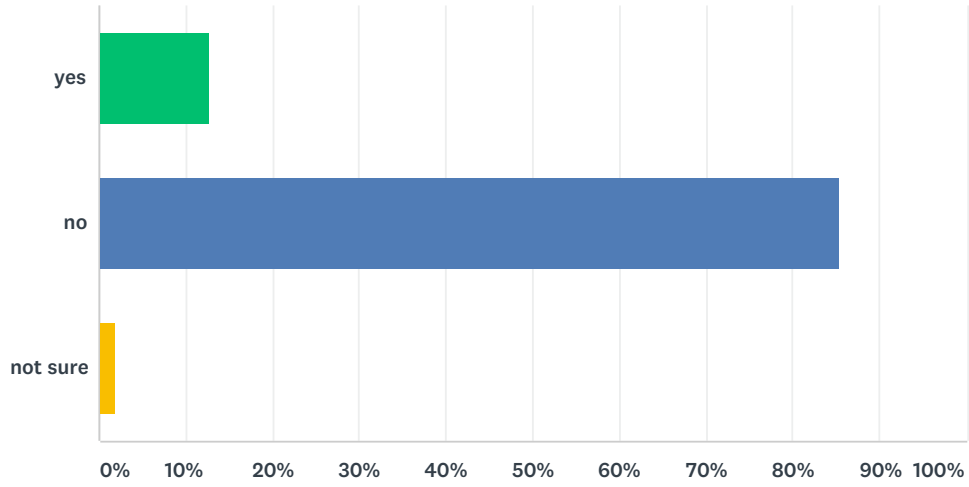
Answered: 526 Skipped: 86



ANSWER CHOICES	RESPONSES	
Female	92.59%	487
Genderqueer	0.95%	5
Male	5.13%	27
Non-binary	0.38%	2
Transgender	0.38%	2
Other (please specify)	0.57%	3
<b>TOTAL</b>		<b>526</b>

## Q22 Do you identify as LGBTQ?

Answered: 521 Skipped: 91

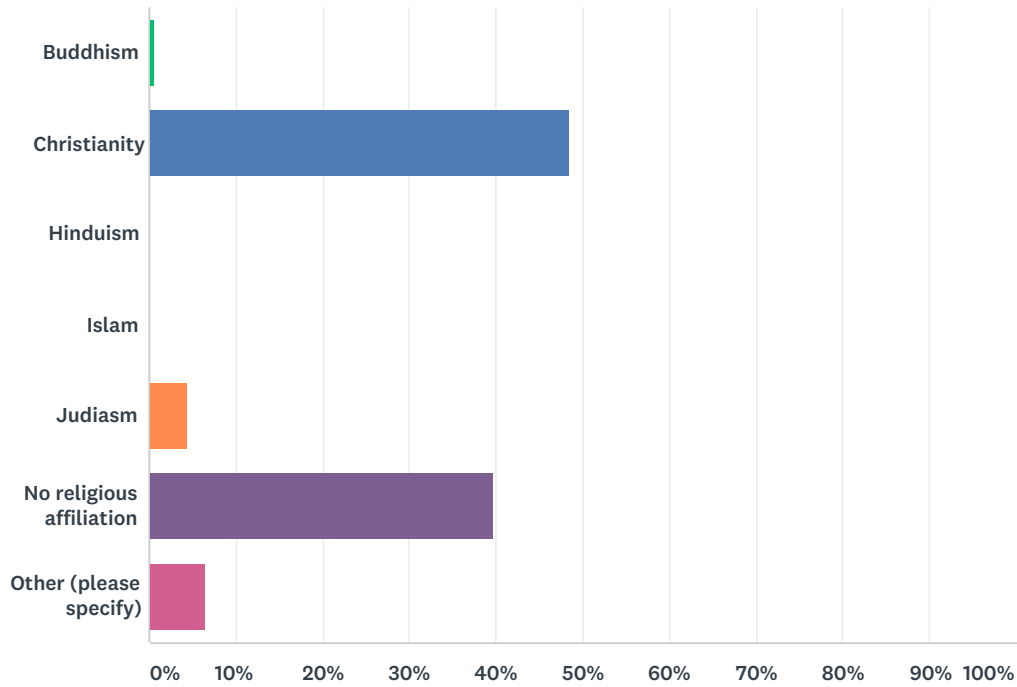


ANSWER CHOICES	RESPONSES	
yes	12.67%	66
no	85.41%	445
not sure	1.92%	10
TOTAL		521



### Q23 What is your religious affiliation?

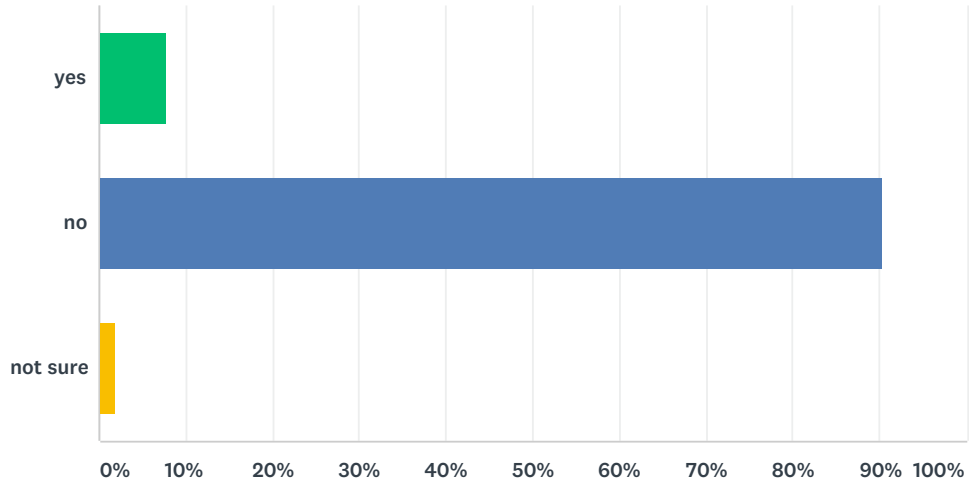
Answered: 522 Skipped: 90



ANSWER CHOICES	RESPONSES
Buddhism	0.57% 3
Christianity	48.47% 253
Hinduism	0.00% 0
Islam	0.19% 1
Judiasm	4.41% 23
No religious affiliation	39.85% 208
Other (please specify)	6.51% 34
<b>TOTAL</b>	<b>522</b>

## Q24 Do you identify as a person with a disability or disabilities?

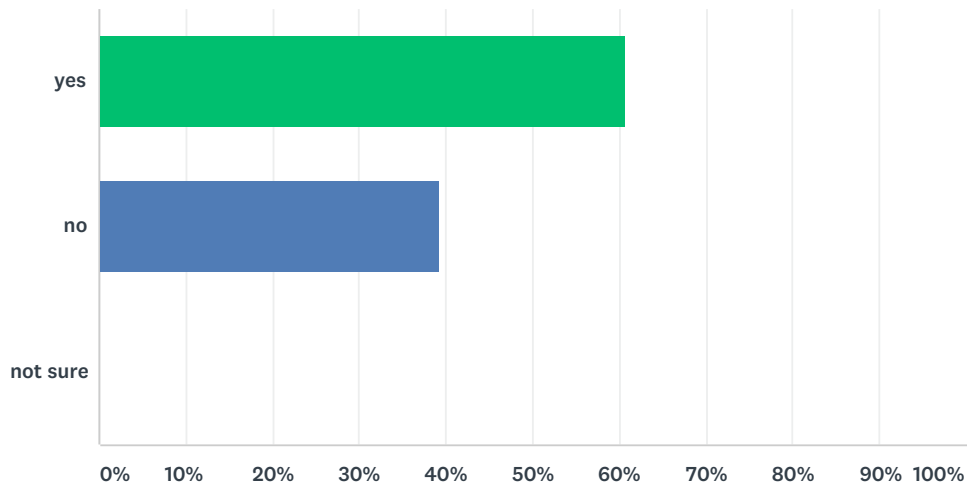
Answered: 522 Skipped: 90



ANSWER CHOICES	RESPONSES	
yes	7.66%	40
no	90.42%	472
not sure	1.92%	10
TOTAL		522

## Q25 Do you have at least one parent who has completed a 4 year college/university degree?

Answered: 525 Skipped: 87



ANSWER CHOICES	RESPONSES	
yes	60.57%	318
no	39.24%	206
not sure	0.19%	1
<b>TOTAL</b>		<b>525</b>

**Q26 If you have any comments to share about YALSA, please provide them below:**

Answered: 64 Skipped: 548

**Q27 If you have a question about YALSA or your membership that you would like assistance with, please share the question and provide your email below:**

Answered: 38 Skipped: 574

ANSWER CHOICES	RESPONSES	
Question:	15.79%	6
Email:	100.00%	38

**Q28 If you would like to be entered in a drawing to win \$100 worth of 2016 Teen Read Week materials, please provide your email below:**

Answered: 346 Skipped: 266