


LEGAL BASIS: MUNICIPAL GOVERNMENT

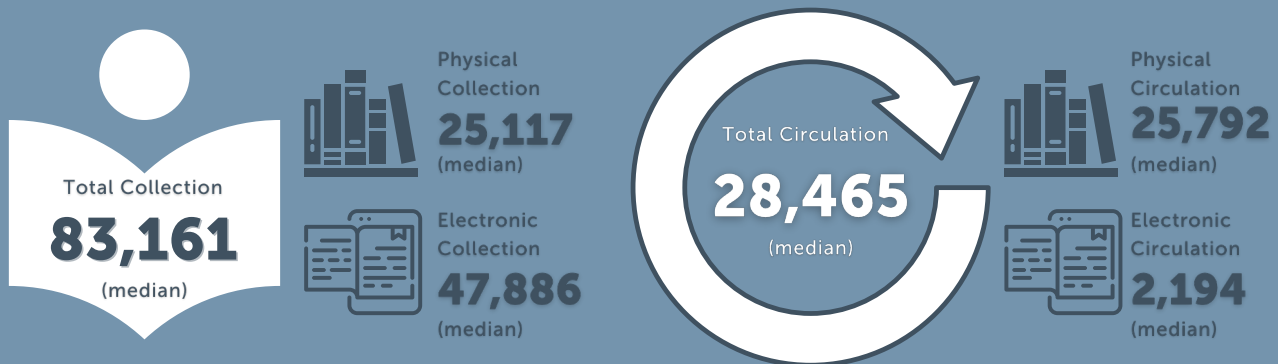


There are 4,856 municipal government (city, town, or village) U.S. public libraries (52.7% of all U.S. public libraries), serving populations ranging from 33 to 4.1 M. The FY 2018 IMLS Public Libraries Survey data were used to calculate the totals reported here.

EXPENDITURES & STAFF



COLLECTION & CIRCULATION



VISITS & PROGRAMS



LEGAL BASIS: MUNICIPAL GOVERNMENT



Per Capita

There are 4,856 municipal government (city, town, or village) U.S. public libraries (52.7% of all U.S. public libraries), serving populations ranging from 33 to 4.1 M. The FY 2018 IMLS Public Libraries Survey data were used to calculate the per capita (per person) figures reported here.

EXPENDITURES & STAFF

Expenditures



\$37.9
(median)

\$24.6
(lower quartile)

\$55.1
(upper quartile)

Staff (FTE) per 25,000 People

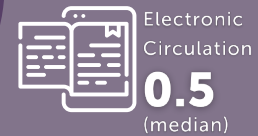
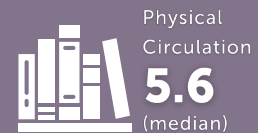
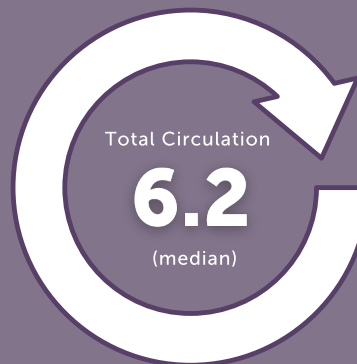
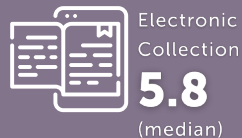
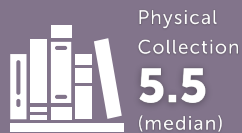


15.2
(median)

10.1
(lower quartile)

22.6
(upper quartile)

COLLECTION & CIRCULATION



VISITS & PROGRAMS

Visits



4.7
(median)

2.9
(lower quartile)

7.2
(upper quartile)

Programs per 1,000 People



27.2
(median)

12.8
(lower quartile)

55.3
(upper quartile)

Program Attendance per 1,000 People



474.3
(median)

233.9
(lower quartile)

872.6
(upper quartile)