

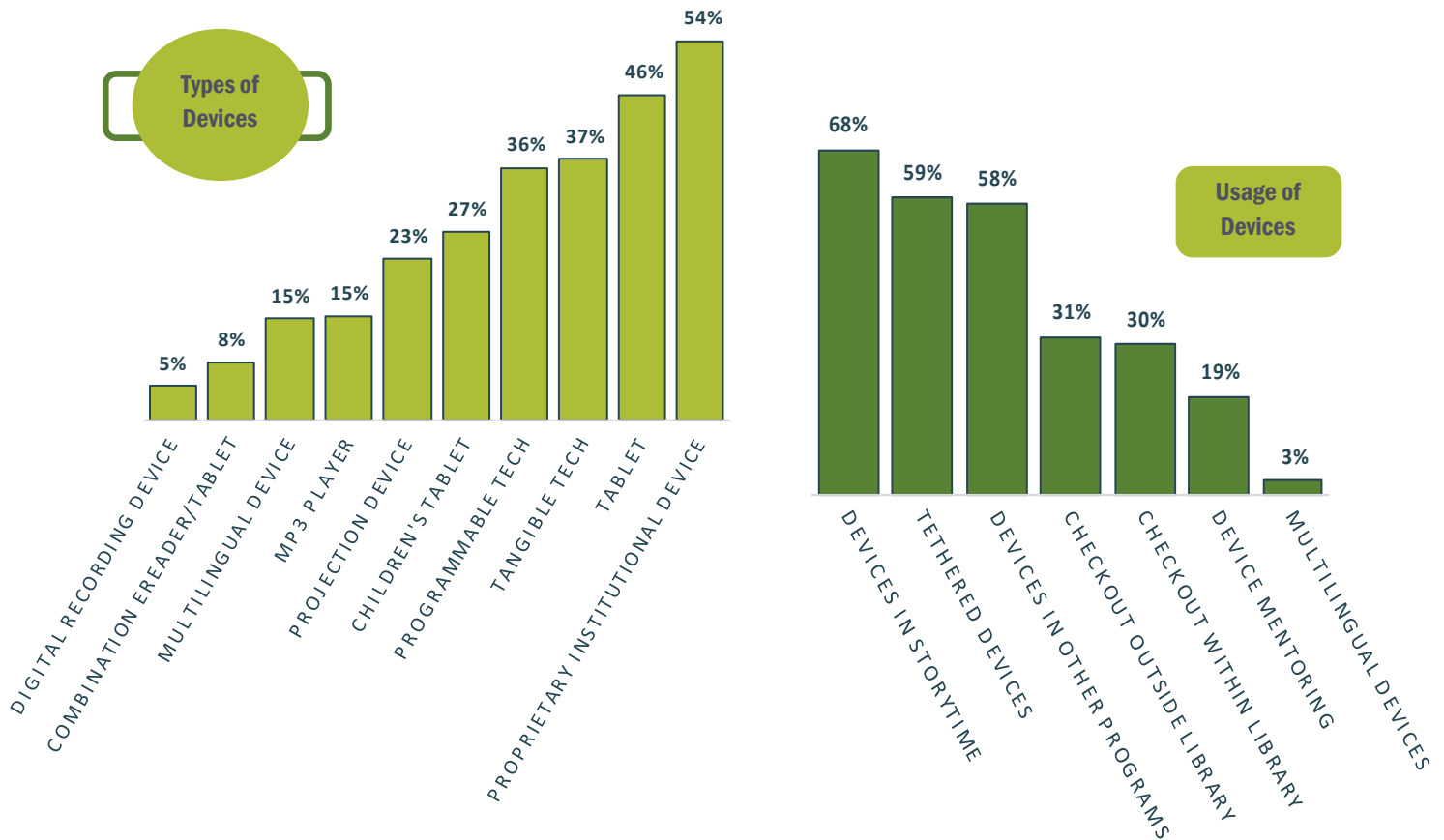
# YOUNG CHILDREN, NEW MEDIA, & LIBRARIES 2018 SURVEY

## BACKGROUND

In August 2018, ALSC, the University of Washington iSchool, the Kent State University iSchool, and the Homer Public Library (AK) surveyed public library staff to learn more about how libraries are using new media in their services for young children (ages 0-5) and their caregivers. This survey was done as a follow-up to the 2014 Young Children, New Media, & Libraries Survey.

## CURRENT DEVICE USE IN LIBRARIES

Participating libraries indicated that they are currently using a range of devices in a variety of ways.



## TRAJECTORY OF FUTURE DEVICE USE IN LIBRARIES

**↑ 58%**  
plan to increase new media availability.

**→ 21%**  
plan to maintain current levels of new media availability.

**↓ 0.4%**  
plan to decrease or eliminate new media availability.

**? 16%**  
are unsure of their libraries' plans for future device availability.

## NEW MEDIA DEVICE ACQUISITION

Participating libraries indicated that they are receiving funding for new media devices primarily through their library's operational budget.

**75%**

of libraries reported that new media devices were purchased primarily through the library's operational budget.

<b>47%</b> by Grant Funds	<b>40%</b> by Monetary Donations
<b>29%</b> Staff's Own Personal Devices	<b>13%</b> by In-Kind Donations

## NEW MEDIA DEVICE PURCHASES

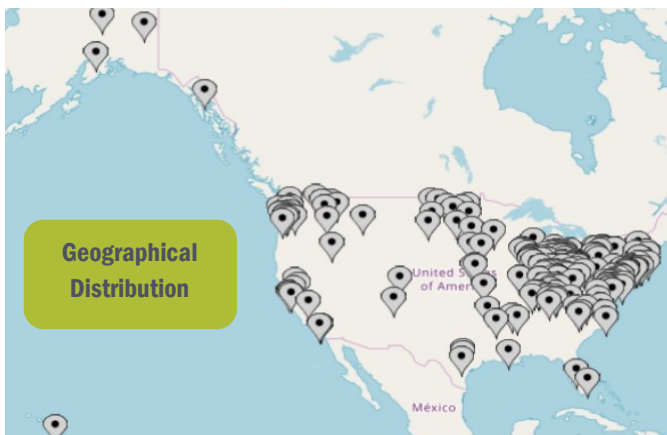
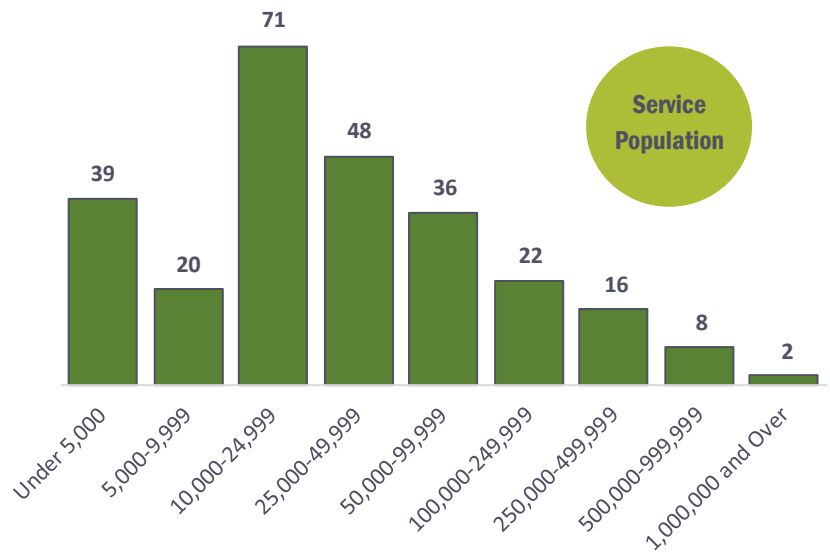
Participating libraries indicated that they consult a variety of professional resources when purchasing a new media device for young children (ages 0-5) and their caregivers.



## SURVEY PARTICIPANTS

A total of 262 libraries participated in the survey.

Service area populations of participating libraries ranged from fewer than 5,000 people to over 1,000,000 people.



Participants included both standalone libraries and library systems across the United States.