

2015 - 2016 ALA CD #33.0

2015 - 2016 Midwinter Meeting

Budget Analysis And Review Committee (BARC)

BARC Report
to
ALA Council, Executive Board, Membership
and
The Planning and Budget Assembly

Ann M. Martin – BARC Chair

Midwinter Meeting - Boston, MA
Saturday - January 9, 2016
Sunday - January 10, 2016

BARC Report Topics

Budget Update

- Fiscal Year 2016 Budget
 - BARC Discussed and Approved Final Ceiling Adjustments
- Fiscal Year 2016 First Quarter Results
 - Three Months Ending 11-30-15

Other Activities

- ALA Financial Learning Series

Budget Orientation

- **Current ALA Fiscal Year 2016**
 - Sept 1, 2015 – August 31, 2016
- **Midwinter finances involve 3 fiscal years**
 - FY 2015 – year end closing
 - FY 2016 – first quarter report (Sept-Nov)
 - FY 2017 – planning & budget assumptions

Fiscal Year 20xx
Total ALA Budgetary Ceiling

Net Assets

(Unexpended balance remaining from fiscal year closing)

+

Revenue

(Anticipated in upcoming fiscal year)

=

Budgetary Ceiling

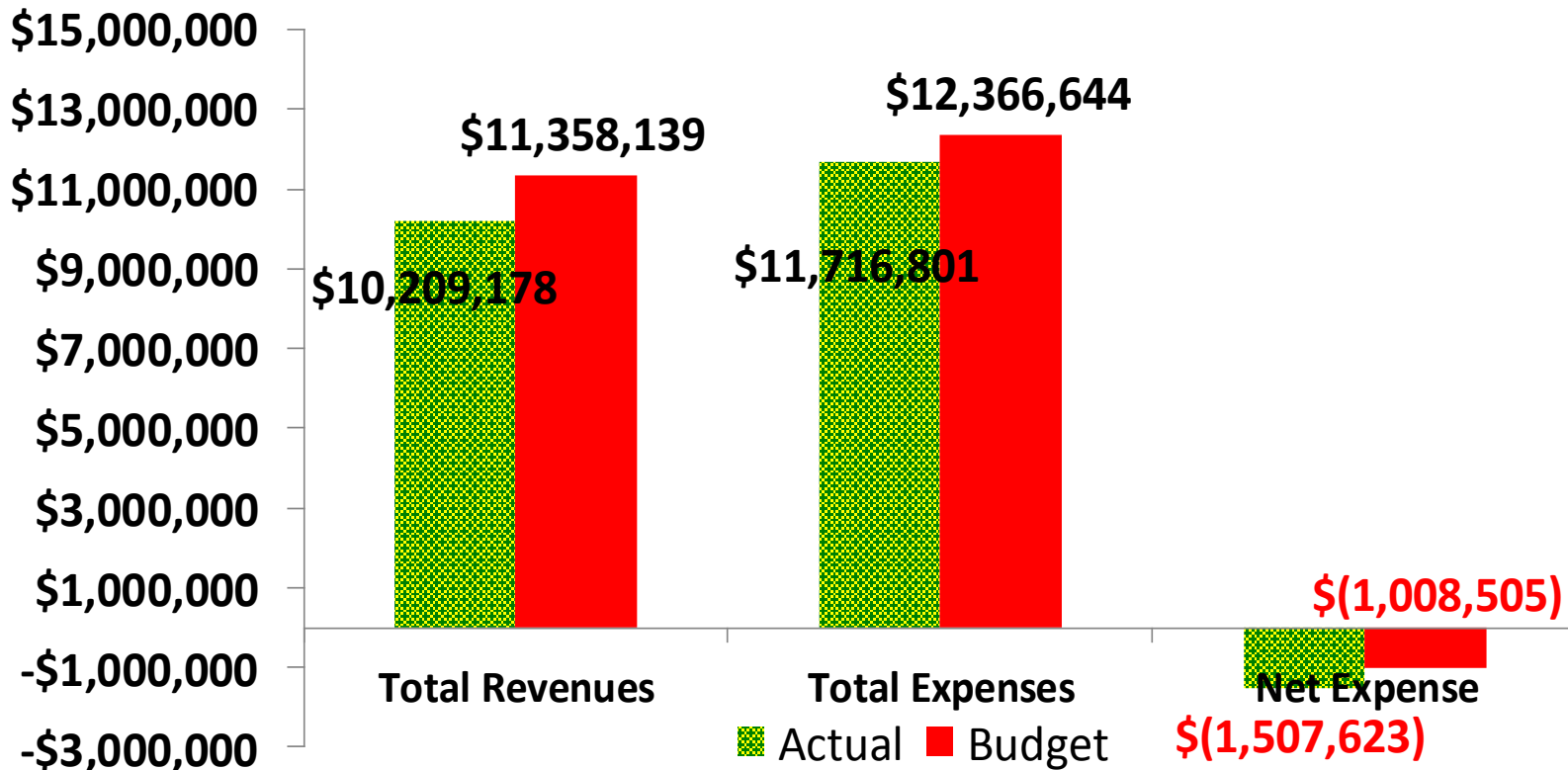
FY2016

Total Budgetary Ceilings

	<u>Annual Conference</u>	<u>Fall Meeting</u>	<u>Budget Adjustment</u>
General Fund	\$ 29,363,944	\$ 30,152,360	\$ 788,416
Divisions	\$ 30,159,433	\$ 30,433,198	\$ 273,765
Roundtables	\$ 2,028,170	\$ 2,042,530	\$ 14,360
Grants & Awards	\$ 3,860,532	\$ 4,861,264	\$ 1,000,732
Long-Term Investments	<u>\$ 1,674,948</u>	<u>\$ 1,167,836</u>	<u>\$ (507,112)</u>
Total Budgetary Ceiling	\$ 67,087,027	\$ 68,657,188	\$ 1,570,161

FY 2016

Total ALA - 1st Quarter Highlights



- The Association is still a financially strong and sound organization
- 1st quarter results are typical for this time of year

Total ALA

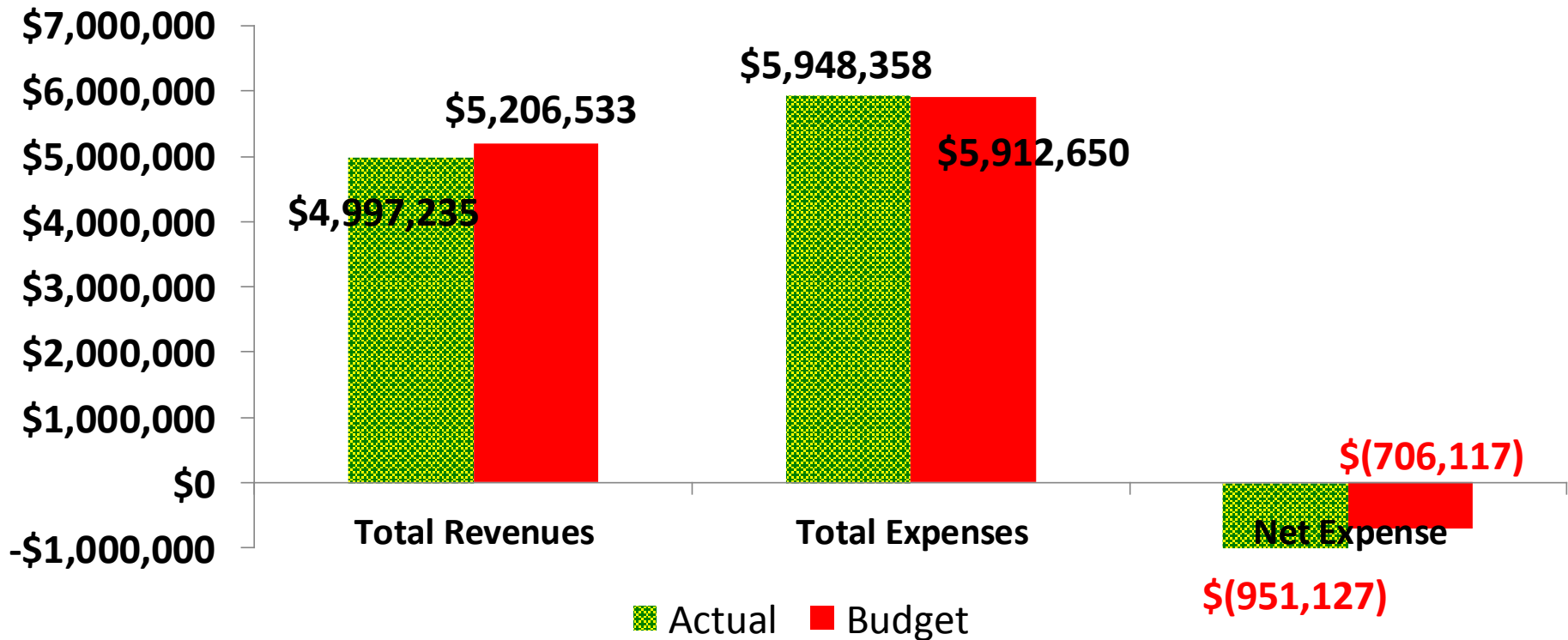
Revenues/Expenses/Net Revenue

1st Quarter Highlights

	<u>Nov 2015</u>	<u>Nov 2014</u>	<u>Budget</u>	<u>Budget Variance</u>
Total Revenues	\$10,209,178	\$ 8,843,324	\$11,358,139	\$(1,148,961)
Total Expenses	<u>\$11,716,801</u>	<u>\$ 9,867,575</u>	<u>\$12,366,644</u>	<u>\$ 649,843</u>
Net Revenue	\$(1,507,623)	\$ (1,024,251)	\$(1,008,505)	\$ (499,118)

FY 2016

General Fund - 1st Quarter Highlights



- 1st quarter results are on budget
- Revenue in ALA Editions less than budget due to higher book discounts/credits and lower online sales
- Expenses are on budget

General Fund

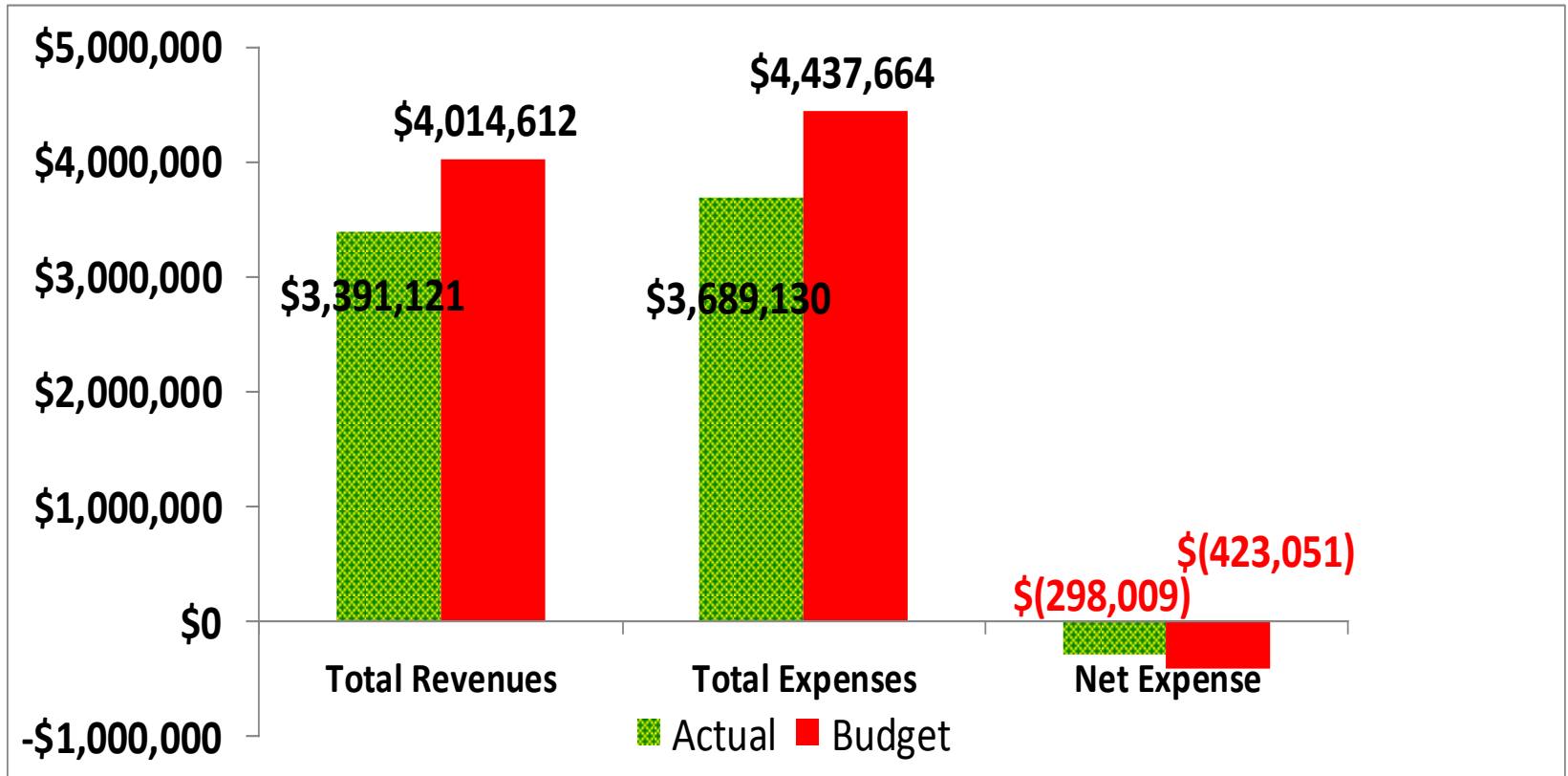
Revenues/Expenses/Net Revenue

1st Quarter Highlights

	<u>Nov 2015</u>	<u>Nov 2014</u>	<u>Budget</u>	<u>Budget Variance</u>
Total Revenues	\$ 4,997,231	\$ 4,947,533	\$ 5,206,533	\$(209,302)
Total Expenses	<u>\$ 5,948,358</u>	<u>\$ 5,870,594</u>	<u>\$ 5,912,650</u>	<u>\$(35,708)</u>
Net Revenue	\$ (951,127)	\$ (923,061)	\$ (706,117)	\$ (245,010)

FY 2016

Divisions 1st Quarter Highlights



- Division revenue less than budget as all revenue from the AASL conference was not recognized in November – listed as deferred revenue on ALA balance sheet
- Division expenses less than budget due to activities in AASL, PLA and Choice
- Net expenses were less/better than budget at (\$298,009)

Divisions

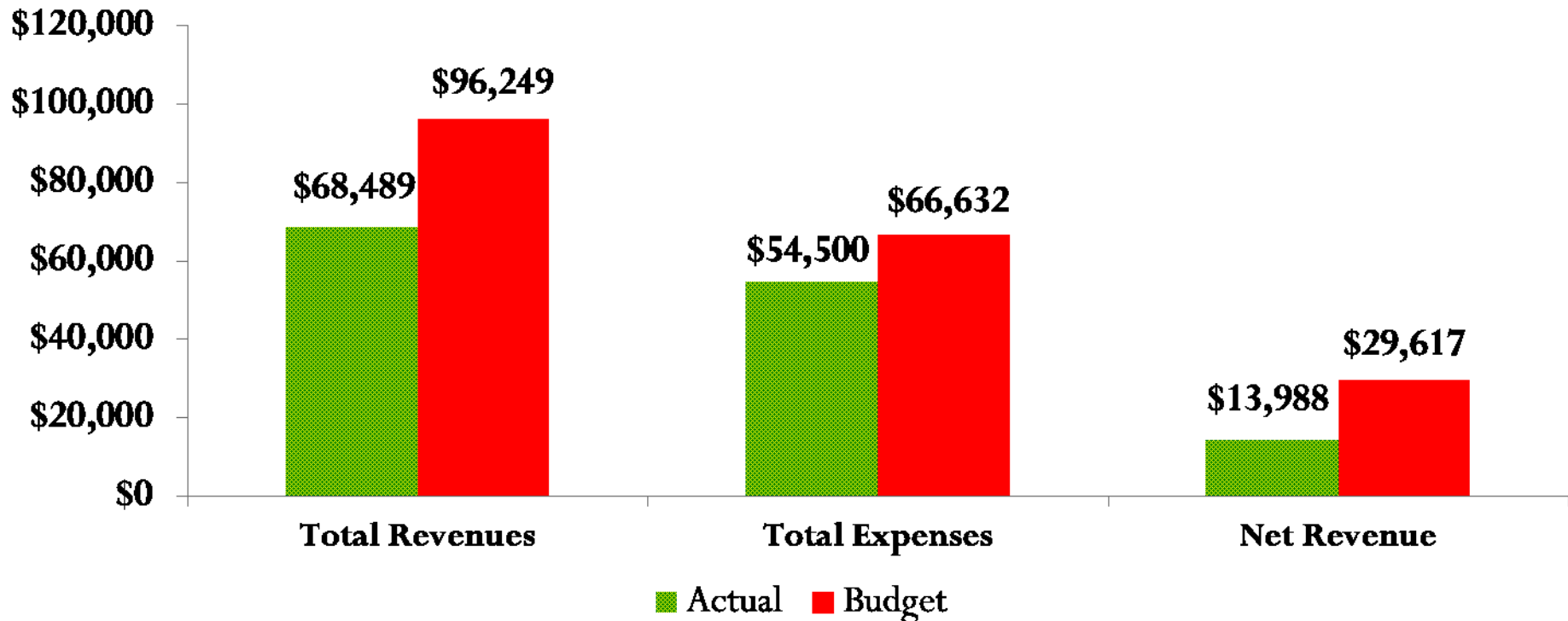
Revenues/Expenses/Net Revenue

1st Quarter Highlights

	<u>Nov-15</u>	<u>Nov-14</u>	<u>Budget</u>	<u>Budget Variance</u>
Total Revenues	\$ 3,391,121	\$ 2,838,607	\$ 4,014,612	\$ (623,491)
Total Expenses	<u>\$ 3,689,130</u>	<u>\$ 3,061,838</u>	<u>\$ 4,437,664</u>	<u>\$ 748,533</u>
Net Revenue	\$ (298,009)	\$ (223,231)	\$ 682,468	\$ 125,042

FY 2016

Round Tables 1st Quarter Highlights



- Revenues less than budget as certain conference related revenues have not yet been realized – primarily in EMIERT and CLENERT
- Expenses less than budget as budgeted Midwinter Meeting related expenses have not yet realized/incurred
- Net revenue was \$13,988

Round Tables

Revenues/Expenses/Net Revenue

1st Quarter Highlights

	<u>Nov 2015</u>	<u>Nov 2014</u>	<u>Budget</u>	<u>Budget Variance</u>
Total Revenues	\$ 68,489	\$ 52,455	\$ 96,249	\$ (27,760)
Total Expenses	<u>\$ 54,500</u>	<u>\$ 18,448</u>	<u>\$ 66,632</u>	<u>\$ (12,132)</u>
Net Revenue	\$ 13,989	\$ 34,007	\$ 29,617	\$ (15,628)

ALA *Financial Learning* Series

Topics of Webcasts

- **Budget Planning for a Pre-Conference or a One Time Event**
- *Newest Webcast (1/12/16)*
- **Organizational Structure**
- **Budget Cycle and Process**
- **The Operating Agreement**
- **The Long-Term Investment Fund**
- **Round Tables Financial Orientation**

Online ALA *Financial Information*

Treasurer's Page

- Offers Reports, Resources and Links to the Six Webcasts
- <http://www.ala.org/aboutala/treasurerspage>

ALA Online Learning Offerings by Unit

- Brief Descriptions of Units' Learning Programs
- <http://ala.org/onlinelearning/unit>

ALA Online Learning Webcasts

- links to the page for the six webcasts
 - <http://ala.org/onlinelearning/unit/finance>
 - <http://ala.org/onlinelearning/unit/governance>
- ALA YouTube Channel - Financial Learning Series Playlist
 - <http://www.youtube.com/user/AmLibraryAssociation#g/c/4234E31B4C2F3EE9>

**Thank you for your
commitment to ALA**

**Ann M. Martin
Chair, BARC
annmartin5@icloud.com**