

2015 - 2016 ALA CD #33.0

2015 - 2016 Midwinter Meeting

Budget Analysis And Review Committee (BARC)

BARC Report
to
ALA Council, Executive Board, Membership
and
The Planning and Budget Assembly

Ann M. Martin – BARC Chair

Midwinter Meeting - Boston, MA
Saturday - January 9, 2016
Sunday - January 10, 2016

BARC Report Topics

Budget Update

- Fiscal Year 2016 Budget
 - BARC Discussed and Approved Final Ceiling Adjustments
- Fiscal Year 2016 First Quarter Results
 - Three Months Ending 11-30-15

Other Activities

- ALA Financial Learning Series

Budget Orientation

- **Current ALA Fiscal Year 2016**
 - Sept 1, 2015 – August 31, 2016
- **Midwinter finances involve 3 fiscal years**
 - FY 2015 – year end closing
 - FY 2016 – first quarter report (Sept-Nov)
 - FY 2017 – planning & budget assumptions

Fiscal Year 20xx
Total ALA Budgetary Ceiling

Net Assets

(Unexpended balance remaining from fiscal year closing)

+

Revenue

(Anticipated in upcoming fiscal year)

=

Budgetary Ceiling

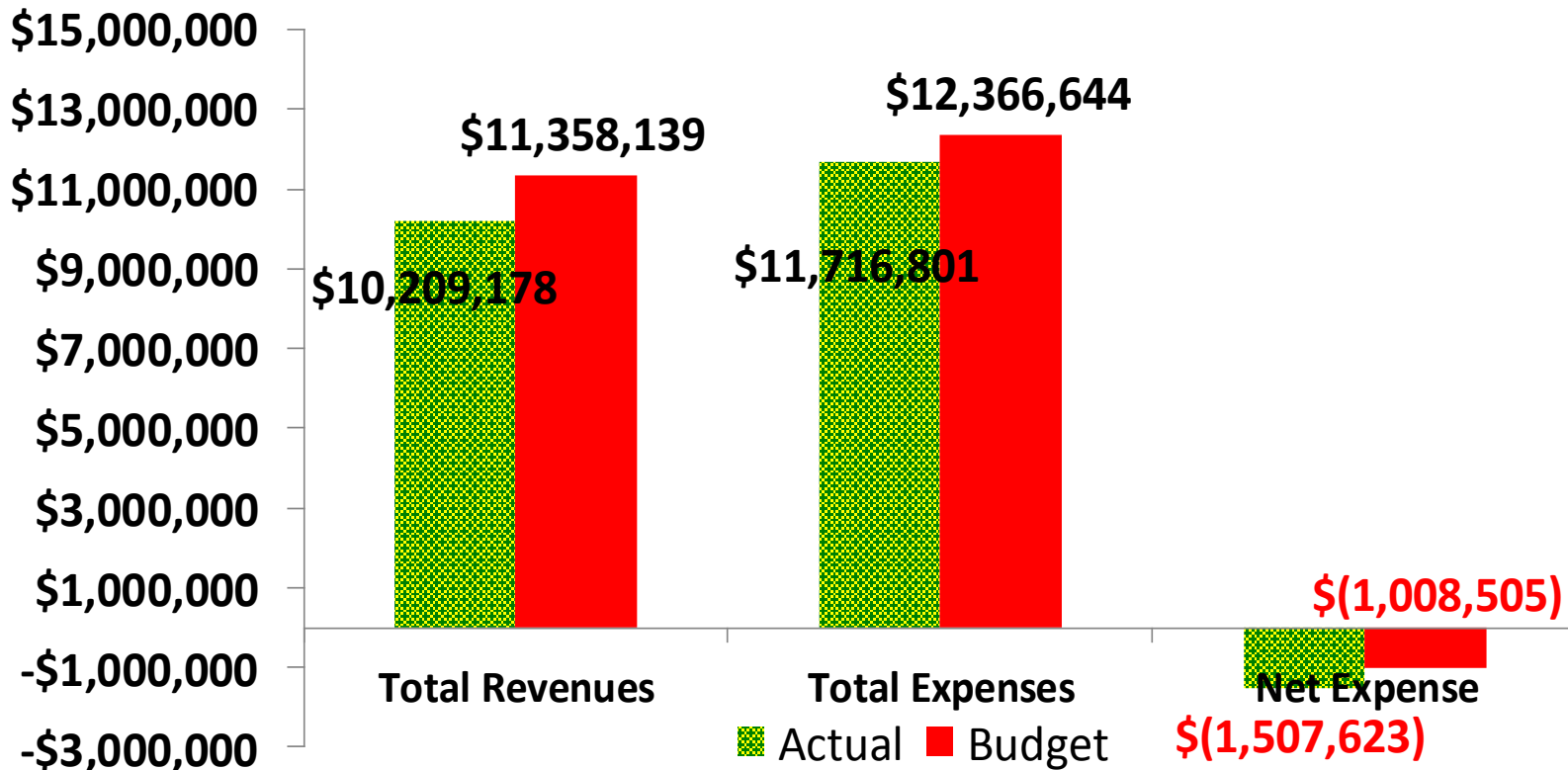
FY2016

Total Budgetary Ceilings

| | <u>Annual Conference</u> | <u>Fall Meeting</u> | <u>Budget Adjustment</u> |
|--------------------------------|------------------------------|-------------------------|------------------------------|
| General Fund | \$ 29,363,944 | \$ 30,152,360 | \$ 788,416 |
| Divisions | \$ 30,159,433 | \$ 30,433,198 | \$ 273,765 |
| Roundtables | \$ 2,028,170 | \$ 2,042,530 | \$ 14,360 |
| Grants & Awards | \$ 3,860,532 | \$ 4,861,264 | \$ 1,000,732 |
| Long-Term Investments | <u>\$ 1,674,948</u> | <u>\$ 1,167,836</u> | <u>\$ (507,112)</u> |
| Total Budgetary Ceiling | \$ 67,087,027 | \$ 68,657,188 | \$ 1,570,161 |

FY 2016

Total ALA - 1st Quarter Highlights



- The Association is still a financially strong and sound organization
- 1st quarter results are typical for this time of year

Total ALA

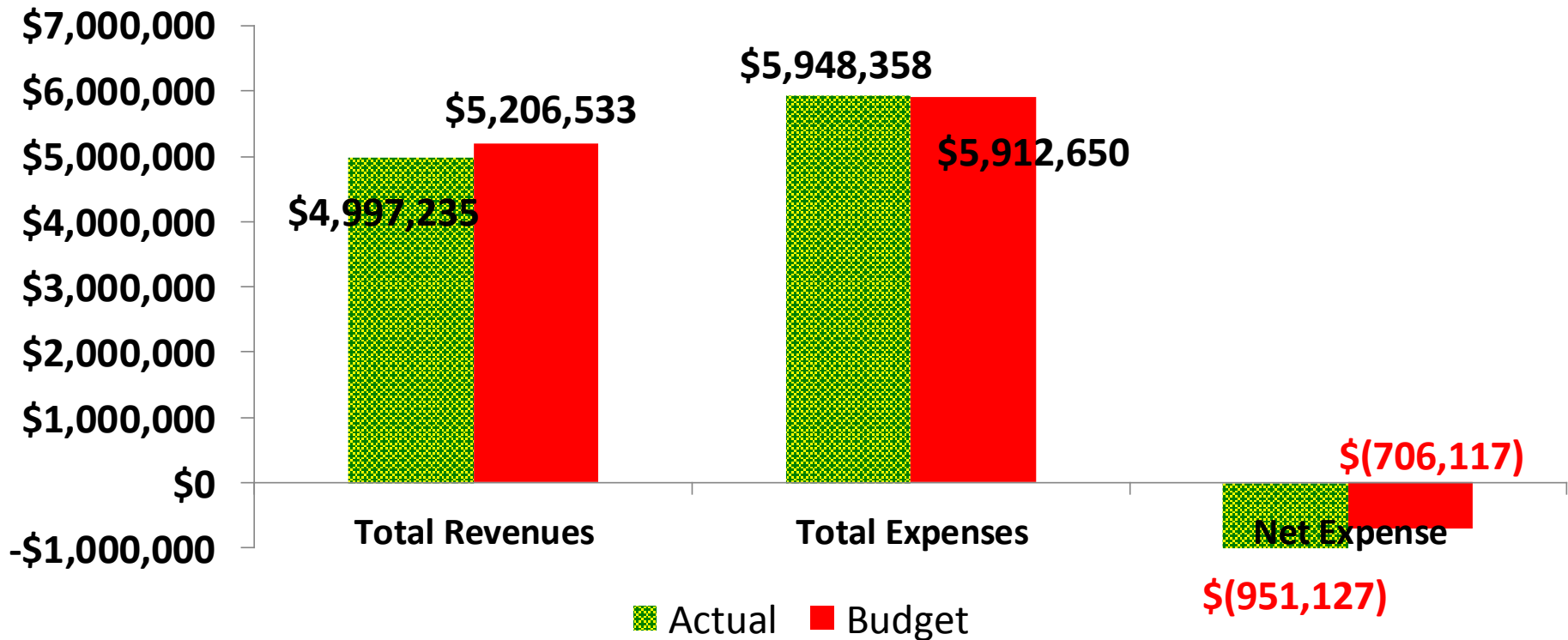
Revenues/Expenses/Net Revenue

1st Quarter Highlights

| | <u>Nov 2015</u> | <u>Nov 2014</u> | <u>Budget</u> | <u>Budget Variance</u> |
|-----------------------|---------------------|---------------------|---------------------|----------------------------|
| Total Revenues | \$10,209,178 | \$ 8,843,324 | \$11,358,139 | \$(1,148,961) |
| Total Expenses | <u>\$11,716,801</u> | <u>\$ 9,867,575</u> | <u>\$12,366,644</u> | <u>\$ 649,843</u> |
| Net Revenue | \$(1,507,623) | \$ (1,024,251) | \$(1,008,505) | \$ (499,118) |

FY 2016

General Fund - 1st Quarter Highlights



- 1st quarter results are on budget
- Revenue in ALA Editions less than budget due to higher book discounts/credits and lower online sales
- Expenses are on budget

General Fund

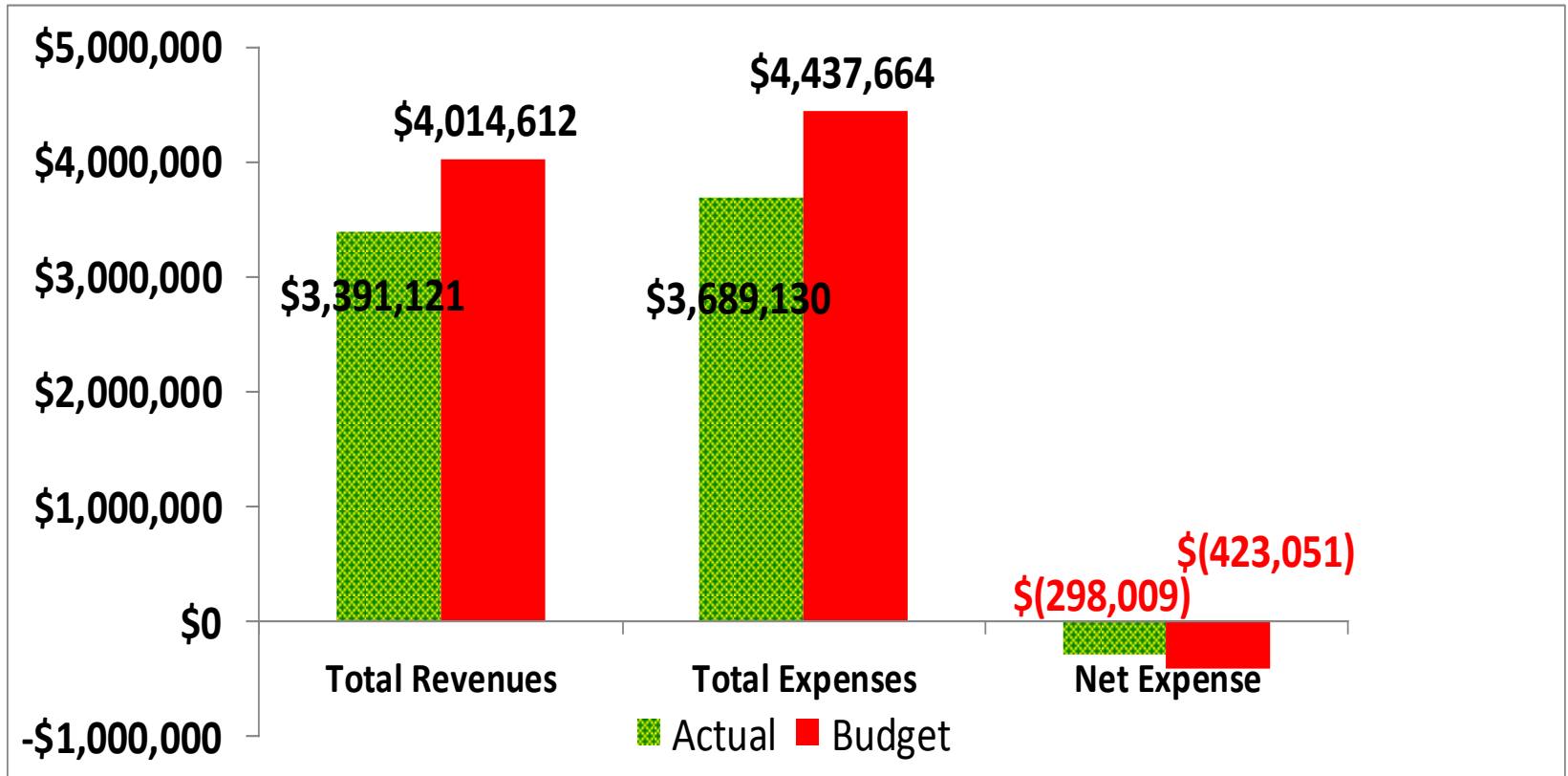
Revenues/Expenses/Net Revenue

1st Quarter Highlights

| | <u>Nov 2015</u> | <u>Nov 2014</u> | <u>Budget</u> | <u>Budget Variance</u> |
|-----------------------|---------------------|---------------------|---------------------|----------------------------|
| Total Revenues | \$ 4,997,231 | \$ 4,947,533 | \$ 5,206,533 | \$(209,302) |
| Total Expenses | <u>\$ 5,948,358</u> | <u>\$ 5,870,594</u> | <u>\$ 5,912,650</u> | <u>\$(35,708)</u> |
| Net Revenue | \$ (951,127) | \$ (923,061) | \$ (706,117) | \$ (245,010) |

FY 2016

Divisions 1st Quarter Highlights



- Division revenue less than budget as all revenue from the AASL conference was not recognized in November – listed as deferred revenue on ALA balance sheet
- Division expenses less than budget due to activities in AASL, PLA and Choice
- Net expenses were less/better than budget at (\$298,009)

Divisions

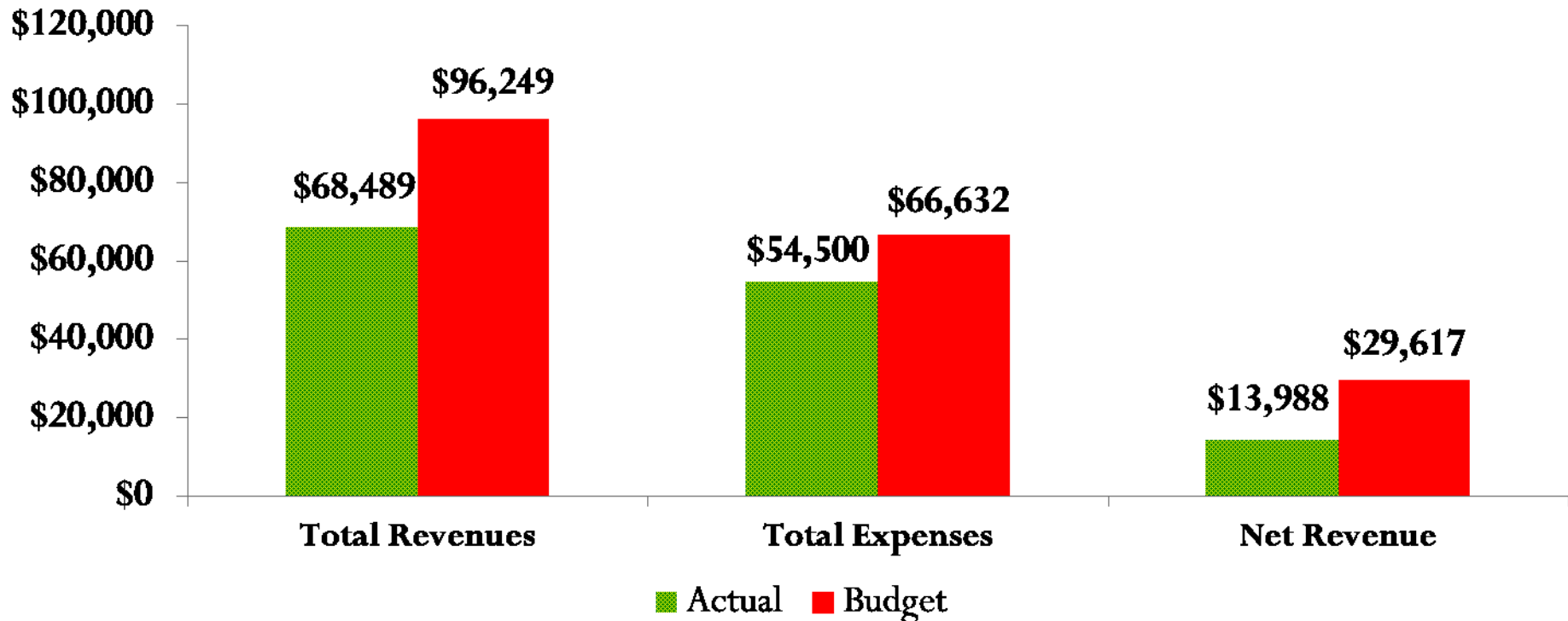
Revenues/Expenses/Net Revenue

1st Quarter Highlights

| | <u>Nov-15</u> | <u>Nov-14</u> | <u>Budget</u> | <u>Budget Variance</u> |
|-----------------------|---------------------|---------------------|---------------------|----------------------------|
| Total Revenues | \$ 3,391,121 | \$ 2,838,607 | \$ 4,014,612 | \$ (623,491) |
| Total Expenses | <u>\$ 3,689,130</u> | <u>\$ 3,061,838</u> | <u>\$ 4,437,664</u> | <u>\$ 748,533</u> |
| Net Revenue | \$ (298,009) | \$ (223,231) | \$ 682,468 | \$ 125,042 |

FY 2016

Round Tables 1st Quarter Highlights



- Revenues less than budget as certain conference related revenues have not yet been realized – primarily in EMIERT and CLENERT
- Expenses less than budget as budgeted Midwinter Meeting related expenses have not yet realized/incurred
- Net revenue was \$13,988

Round Tables

Revenues/Expenses/Net Revenue

1st Quarter Highlights

| | <u>Nov 2015</u> | <u>Nov 2014</u> | <u>Budget</u> | <u>Budget Variance</u> |
|-----------------------|------------------|------------------|------------------|------------------------|
| Total Revenues | \$ 68,489 | \$ 52,455 | \$ 96,249 | \$ (27,760) |
| Total Expenses | <u>\$ 54,500</u> | <u>\$ 18,448</u> | <u>\$ 66,632</u> | <u>\$ (12,132)</u> |
| Net Revenue | \$ 13,989 | \$ 34,007 | \$ 29,617 | \$ (15,628) |

ALA *Financial Learning* Series

Topics of Webcasts

- **Budget Planning for a Pre-Conference or a One Time Event**
- *Newest Webcast (1/12/16)*
- **Organizational Structure**
- **Budget Cycle and Process**
- **The Operating Agreement**
- **The Long-Term Investment Fund**
- **Round Tables Financial Orientation**

Online ALA *Financial Information*

Treasurer's Page

- Offers Reports, Resources and Links to the Six Webcasts
- <http://www.ala.org/aboutala/treasurerspage>

ALA Online Learning Offerings by Unit

- Brief Descriptions of Units' Learning Programs
- <http://ala.org/onlinelearning/unit>

ALA Online Learning Webcasts

- links to the page for the six webcasts
 - <http://ala.org/onlinelearning/unit/finance>
 - <http://ala.org/onlinelearning/unit/governance>
- ALA YouTube Channel - Financial Learning Series Playlist
 - <http://www.youtube.com/user/AmLibraryAssociation#g/c/4234E31B4C2F3EE9>

**Thank you for your
commitment to ALA**

**Ann M. Martin
Chair, BARC
annmartin5@icloud.com**