

# Endowment Trustees Report

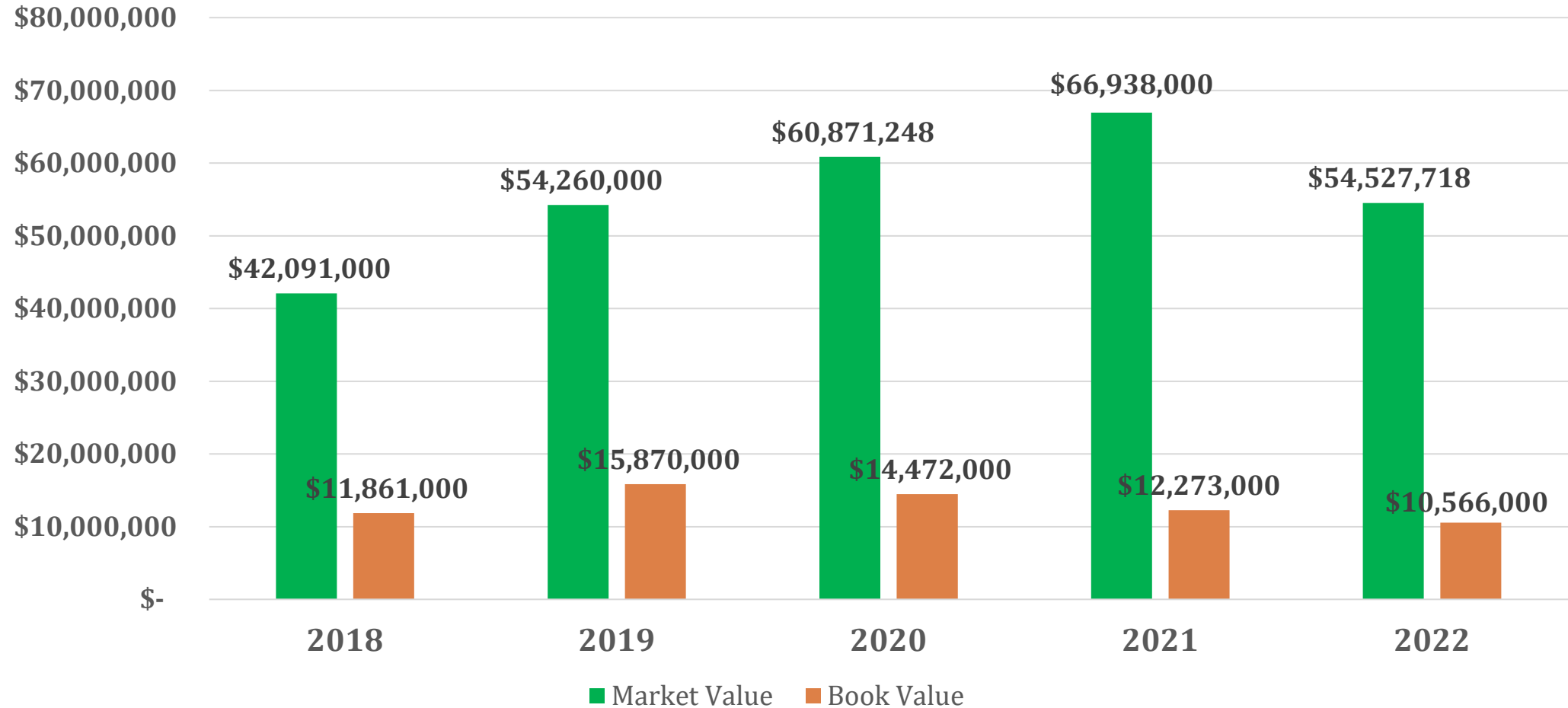
CD #16.0  
ET #13.1  
EBD #13.1  
2022 - 2023 LibLearnX Meeting



Mario Gonzalez - Senior Trustee  
January 19, 2023  
January 20, 2023  
January 25, 2023

# Market and Book Value as of 12-31-22\*

## \$54,527,718



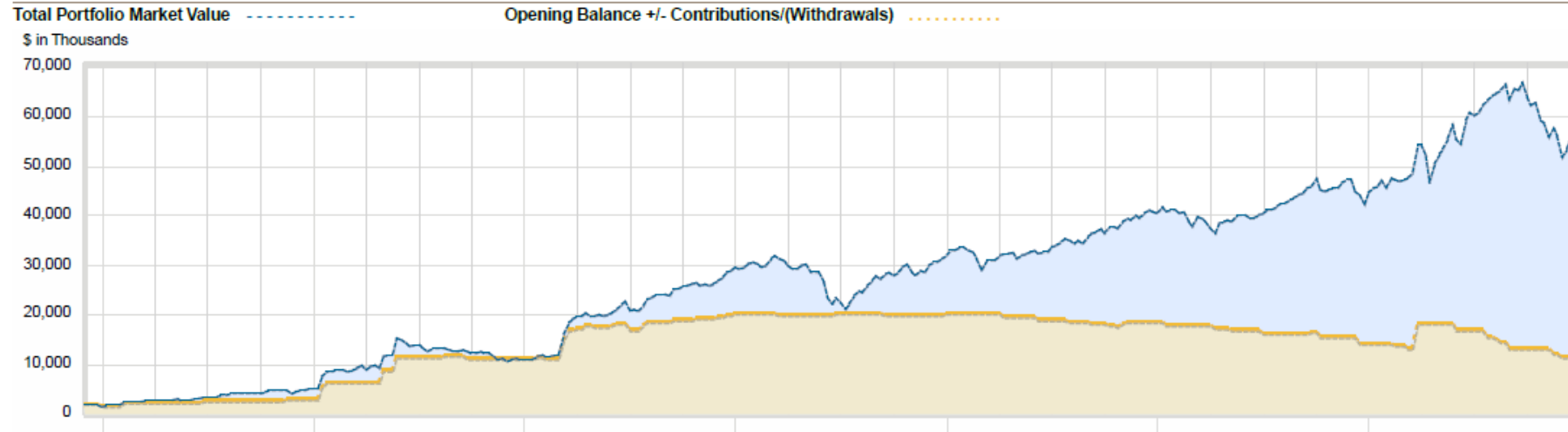
\*Calendar year to date – 12 months.

# Endowment historical cash flows as of 12/31/2022

## Portfolio Cash Flows and Performance: Yearly



Performance period: 10/17/1994 to 12/31/2022



Categories	1999	2003	2007	2011	2015	2019	2022	Entire Period
Opening Balance (\$)	32,633,466	40,735,091	38,724,962	40,016,349	45,900,664	54,260,268	66,937,475	1,623,562
Contributions/(Withdrawals) (\$)	(732,294)	519,511	(877,651)	(991,964)	(2,053,057)	4,009,133	(1,706,910)	8,942,834
Interest/Dividends (\$)	1,213,067	1,396,836	1,497,064	1,252,452	1,528,605	1,190,682	2,045,158	25,577,441
Appreciation/(Depreciation) (\$)	4,174,694	(2,629,543)	1,030,899	5,039,768	(3,285,121)	6,303,367	(12,748,005)	17,779,998
Closing Balance (\$)	37,288,932	38,724,962	40,016,349	45,900,664	54,260,268	60,747,152	54,527,718	54,527,718
Time Weighted Return (%)	16.71	(2.89)	6.13	15.82	(4.04)	14.85	(14.85)	560.51

**\*Book value is the net total of contributions and withdrawals made by ALA. Contributions/withdrawals will increase or decrease both book value and total portfolio value by identical amounts.**

Book Value = \$10.6 million  
 Investment Earnings = \$43.4 million

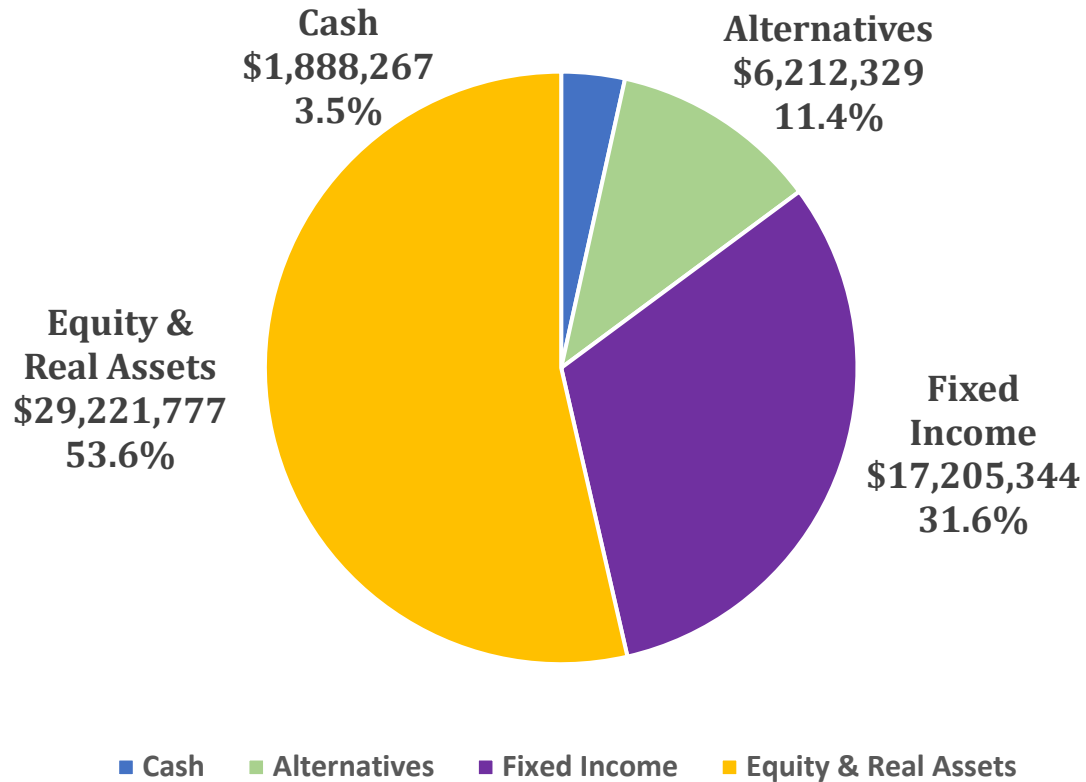


GLOBAL INSTITUTIONAL  
CONSULTING

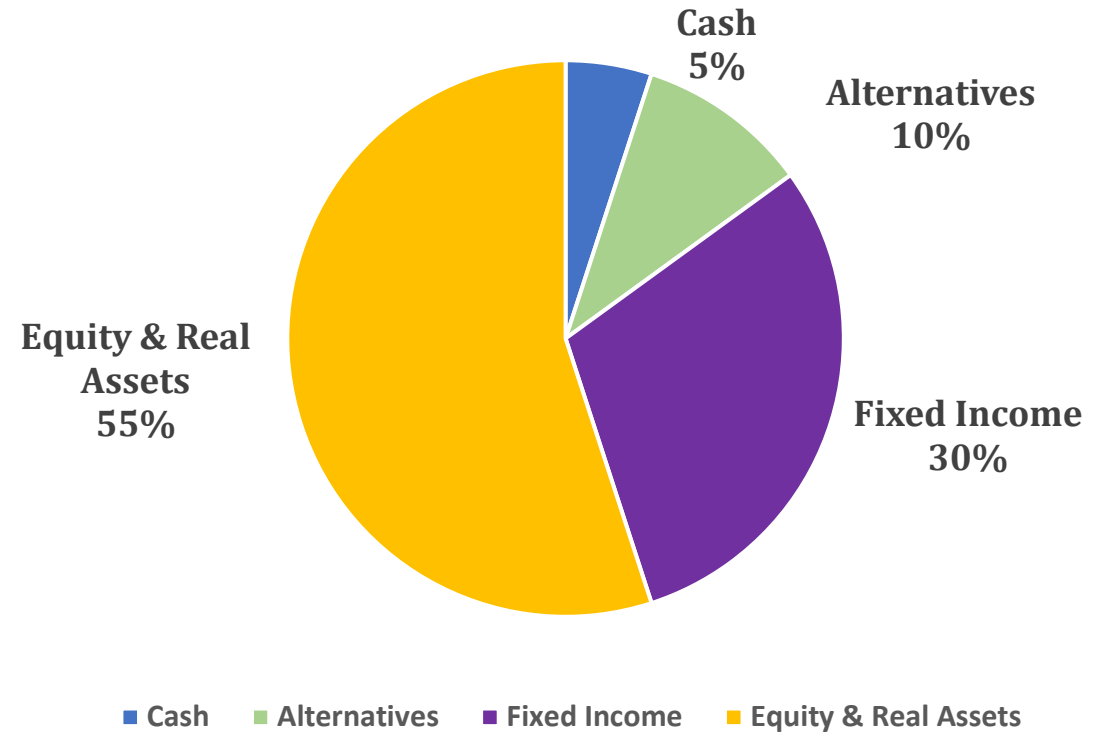
\* Contributions/Withdrawals numbers only cover assets custodied as Merrill Lynch  
 Source: Merrill Lynch CRC Reporting System

# Endowment Fund Asset Allocation

## Actual Allocation



## Allocation Per Investment Policy Statement



# Equity and Real Asset Allocation

## Domestic Large/Mid Cap

		<u>% Domestic</u>	<u>% Portfolio</u>
iShares ESG Aware MSCI USA ETF	\$ 10,725,113	49.7%	19.7%
Nuveen ESG Large Cap Growth ETF	\$ 3,999,006	18.5%	7.3%
Vanguard Value ETF	\$ 4,079,854	18.9%	7.5%
Nuveen ESG Small Cap	\$ 1,782,931	8.3%	3.3%
Ariel Fund	<u>\$ 981,964</u>	<u>4.6%</u>	<u>1.8%</u>
Total	\$ 21,568,868	100.0%	39.6%

## International Equity

		<u>% International</u>	<u>% Portfolio</u>
iShares ESG Aware ETF	\$ 2,719,204	51.1%	5.0%
GS GQG International Opportunities	<u>\$ 2,607,023</u>	<u>48.9%</u>	<u>4.8%</u>
Total	\$ 5,326,227	100.0%	9.8%

## Real Assets

		<u>% Real Estate</u>	<u>% Portfolio</u>
Vanguard US REIT ETF	\$ 1,221,116	52.5%	2.2%
Nuveen Real Asset Income	<u>\$ 1,105,565</u>	<u>47.5%</u>	<u>2.0%</u>
Total	\$ 2,326,681	100.0%	4.2%

# Fixed Income, Alternatives and Cash Allocation

Fixed Income				Alternatives and Cash			
		% <u>Fixed Income</u>	% <u>Portfolio</u>			% <u>Alternatives</u>	% <u>Portfolio</u>
Guggenheim Total Return	\$ 3,920,953	22.8%	7.2%	Blackstone 2015 Alts Trust	\$ 847,026	13.6%	1.6%
PIMCO Income	\$ 4,067,701	23.6%	7.5%	KKR 2016 Custom Equity Opportunities	\$ 856,277	13.8%	1.6%
Calvert ESG Short Duration	\$ 6,291,436	36.6%	11.5%	Blackstone 2018 Alts Trust	\$ 1,899,380	30.6%	3.5%
Lord Abbett Short Duration	\$ 2,925,254	17.0%	5.4%	JLL Income Property Trust	\$ 1,276,596	20.5%	2.3%
				The Endowment Fund	\$ 292,819	4.7%	0.5%
				Partners Group	\$ 1,040,232	16.7%	1.9%
Total	\$ 17,205,344	100.0%	31.6%	Total Alternatives	\$ 6,212,330	100.0%	11.4%
				Cash	\$ 1,888,267	100.0%	3.5%
				Total	\$ 8,100,597	100.0%	15.0%

# Environmental, Social and Governance (ESG) and Diversity Portfolio Holdings



		<u>% ESG/ Diversity</u>	<u>% Portfolio</u>
iShares ESG Aware MSCI USA	\$ 10,725,113	40.4%	19.7%
Partners Group	\$ 1,040,232	3.9%	1.9%
Calvert ESG Short Duration	\$ 6,291,436	23.7%	11.5%
Nuveen ESG Small Cap	\$ 1,782,931	6.7%	3.3%
Nuveen ESG Large Cap Growth	\$ 3,999,006	15.1%	7.3%
iShares ESG Aware ETF	<u>\$ 2,719,204</u>	<u>10.2%</u>	<u>5.0%</u>
Total ESG	\$ 26,557,922	100.0%	48.7%
Ariel Investments	\$ 981,964	27.4%	1.8%
GS GQG International	<u>\$ 2,607,023</u>	<u>72.6%</u>	<u>4.8%</u>
Total Diversity	\$ 3,588,987	100.0%	6.6%
Grand Total	<u>\$ 30,146,909</u>	<u>100.0%</u>	<u>55.3%</u>
Portfolio Total	<u>\$ 54,527,718</u>		

# Endowment Asset Allocation as of 12/31/2022

NEW  
NEW  
NEW

Asset Allocation							
	Value	Min	Actual	Target	Max	+/-	
<b>Equity &amp; Real Assets</b>	\$ 29,221,777	30%	54%	55%	70%	-1%	
<b>Domestic Large/Mid Cap</b>	\$ 21,568,869	20%	40%	40%	50%	0%	
iShares ESG Aware MSCI USA ETF	\$ 10,725,113		20%				
Nuveen ESG Large-Cap Growth ETF	\$ 3,999,006		7%				
Vanguard Value ETF	\$ 4,079,854		7%				
Nuveen ESG Small Cap	\$ 1,782,931		3%				
Ariel Fund	\$ 981,964		2%				
<b>International Equity</b>	\$ 5,326,227	0%	10%	10%	20%	0%	
iShares ESG Aware MSCI EAFE ETF	\$ 2,719,204		5%				
GS GQG International Opportunities	\$ 2,607,023		5%				
<b>Real Assets</b>	\$ 2,326,681	0%	4%	5%	15%	-1%	
Vanguard U.S. REIT ETF	\$ 1,221,116		2%				
Nuveen Real Asset Income	\$ 1,105,565		2%				
<b>Fixed Income</b>	\$ 17,205,344	25%	32%	30%	65%	2%	
Guggenheim Total Return	\$ 3,920,953		7%				
PIMCO Income	\$ 4,067,701		7%				
Calvert ESG Short Duration	\$ 6,291,436		12%				
Lord Abbett Short Duration	\$ 2,925,254		5%				
<b>Alternatives</b>	\$ 6,212,329	0%	11%	10%	25%	1%	
Blackstone 2015 Alts Trust	\$ 847,026		2%				
KKR 2016 Custom Equity Opps	\$ 856,277		2%				
Blackstone 2018 Alts Trust	\$ 1,899,380		3%				
JLL Income Property Trust	\$ 1,276,596		2%				
Partners Group PE (Master Fund)	\$ 1,040,232		2%				
The Endowment Fund	\$ 292,819		1%				
<b>Cash</b>	\$ 1,888,267	0%	3%	5%	10%	-2%	
<b>Total</b>	\$ 54,527,718		100%	100%			

\*Highlighted cells indicate ESG focused investment

\*\*Highlighted cells indicate Diverse-Owned Investment Manager

\*\* Blackstone 2015 & 2018 commitment: \$2,000,000. KKR commitment: \$750,000  
Source: ML CRC reporting system

**Total ESG Allocation (Including Diverse Owned Mngr.) = 55%**

\*\*\*Total ESG allocation will increase after Feb. '23 Meeting\*\*\*

This material is being provided to you upon your request and is for informational purposes only. The information contained herein has been obtained from sources or data that we believe to be reliable, but we do not offer any guarantees as to its accuracy or completeness. Market information is subject to change without notice and past performance is no guarantee of future results. Neither the information nor any opinion expressed constitutes a solicitation for the purchase or sale of any security or other instrument. Merrill Lynch considers your trade confirmations and account statements to be the official documentation of all of your transactions.



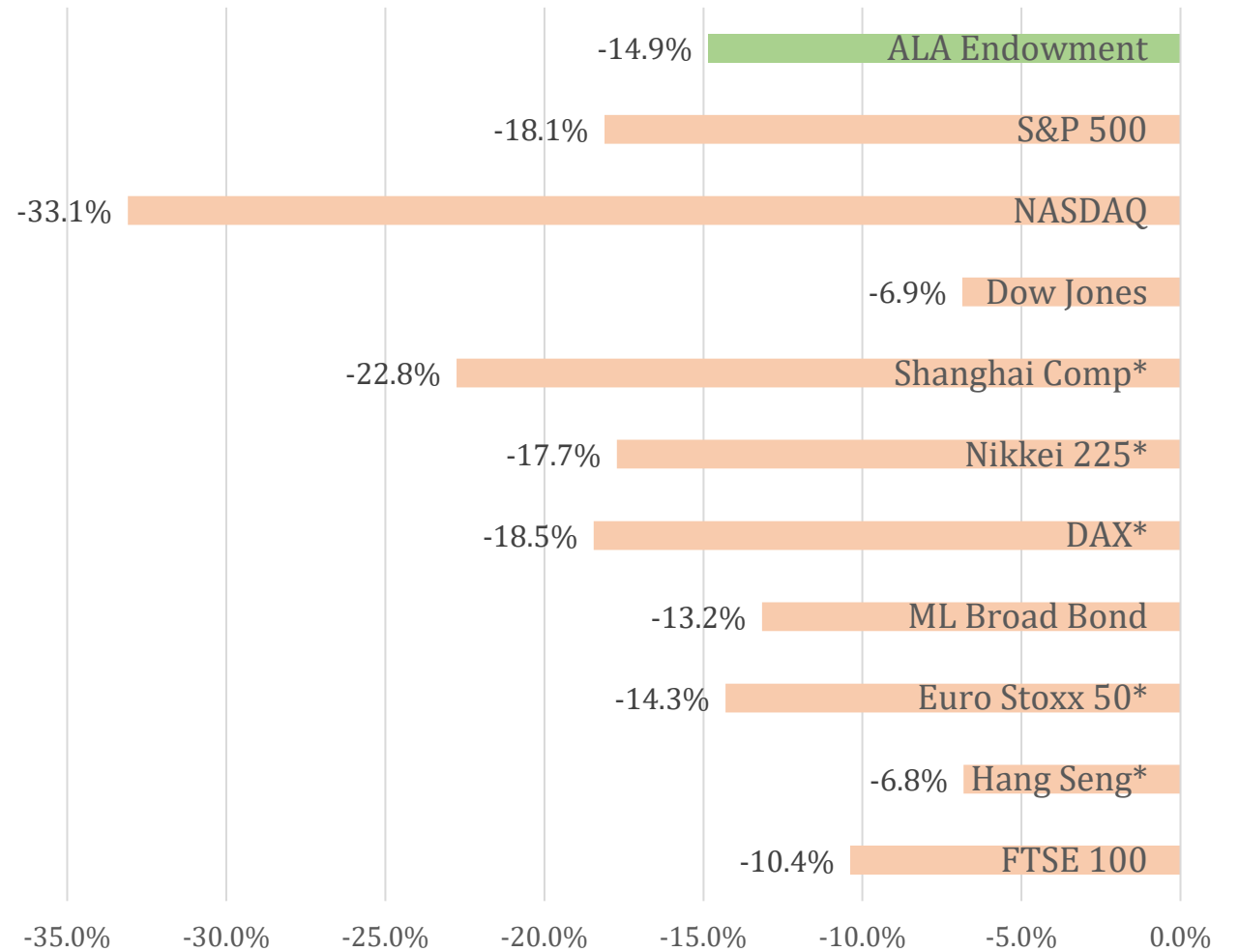
# Issues Influencing the Financial Markets

*- 2022 Year in Review -*

- Federal Reserve aggressively raised interest rates to fight inflation
- Russian invasion of Ukraine further worsened inflationary pressures
- China spent most of the year imposing strict COVID -19 closedown policies, which crimped production of raw materials and goods worldwide
- Inflation is subsiding
- Energy stocks fared well during 2022
- After a slow start, the second half of 2023 is expected to provide a better economic outlook
- Greenwashing\*: The Trustees are aware of and are monitoring charges against companies and funds

\*The act of providing the public or investors with misleading or outright false information about the environmental impact of a company's ESG involvement.

# Returns for the World's Major Indices for 2022



\*These are the ETF versions of the European/Asian benchmarks which better reflect the performance of these markets vs their standard benchmarks i.e. DAX, Euro Stoxx 50, Nikkei 225 etc. due to currency conversion.

# Endowment Trustee Activities

- Via an RFI process, the Trustees elected to retain the Investment Adviser services of Merrill Lynch
- Approved Endowment Trustee Selection Guidelines and Criteria, ET #6.7.1
- Finalize a revision of the ALA Investment Policy Statement (IPS)
- Hired three new portfolio managers
  - Replaced SPDR S&P 500 Fossil Fuel Reserves Free ETF with the iShares ESG Aware MSCI USA ETF
  - Replaced Clearbridge LCG SMA with the Nuveen ESG Large-Cap Growth ETF and the Vanguard Value ETF
- Rebalanced the international asset class



# ALA Endowment Trustees

**CONTACT: [mgonzalez@passaicpubliclibrary.org](mailto:mgonzalez@passaicpubliclibrary.org)**

**Mario Gonzalez, Senior Trustee – 2023**

**Brett Bonfield – 2024**


**Peter Hepburn, Treasurer – 2025**

**Rhea Lawson – 2023**

**James G. Neal – 2025**

**Janice Welburn – 2025**

**Shali Zhang – 2024**



*Supported by ALA Finance staff and The Bhatia Group, Merrill Lynch Investment Advisers*

## **Charge**

To hold, invest, reinvest and disburse endowment funds; select endowment investment managers; report endowment status to the Executive Board, Council and Membership.