A presentation slide with a white background and blue borders at the top and bottom. The top border contains the University of Virginia Library logo and name. The main content area features the title "Preservation Metrics Survey" in a large, black, serif font. Below the title is a blue hyperlink: <https://www.surveymonkey.com/s/TMWW5W9>. Underneath the link, the text "Kara M. McClurken", "PARS Forum", and "June 28, 2015" is displayed in a smaller, grey, sans-serif font. The bottom border contains the University of Virginia Library logo and name.

THE UNIVERSITY OF VIRGINIA LIBRARY

Preservation Metrics Survey

<https://www.surveymonkey.com/s/TMWW5W9>

Kara M. McClurken
PARS Forum
June 28, 2015

UNIVERSITY
OF VIRGINIA
LIBRARY

Sent a survey out to the PADG listserv mid-may 2015. Meant to be quick and easy. Deliberately left term very broad with write-in fields so I could see specific examples. Still open, so if you haven't added your institution's perspective and still want to, here is the link

38 respondents

- 33 Academic Libraries

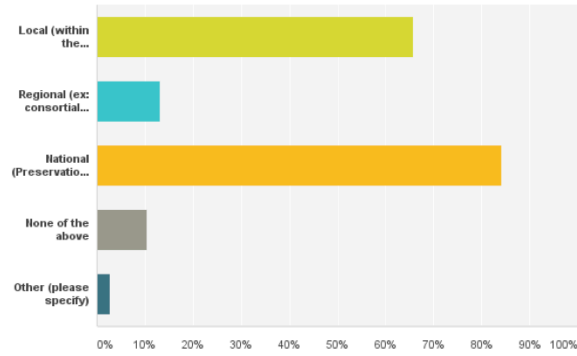
- 2 independent research libraries

- 1 national library, 1 public library, 1 archives

At what level are we collecting metrics

Q2 Do you participate in any local, regional, or national preservation data gathering?
(Check all that apply)

Answered: 38 Skipped: 0



UNIVERSITY
of VIRGINIA
LIBRARY

90% gathered metrics at some level;

84% at national level

66% at local level

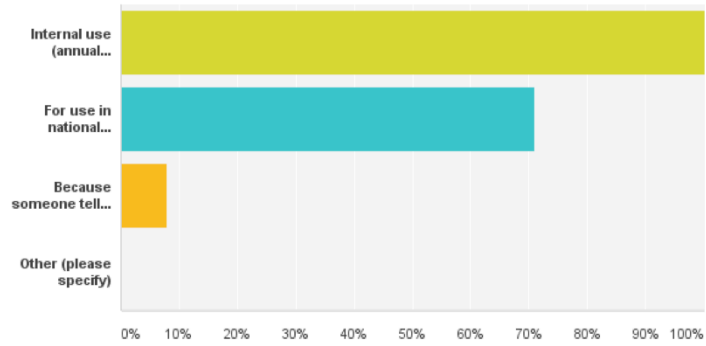
13% at regional level (didn't get much data about what they are collecting or how they are using)

only 4 respondents said no

Why collect?

Q4 Why do you collect statistics? (check all that apply)

Answered: 38 Skipped: 0

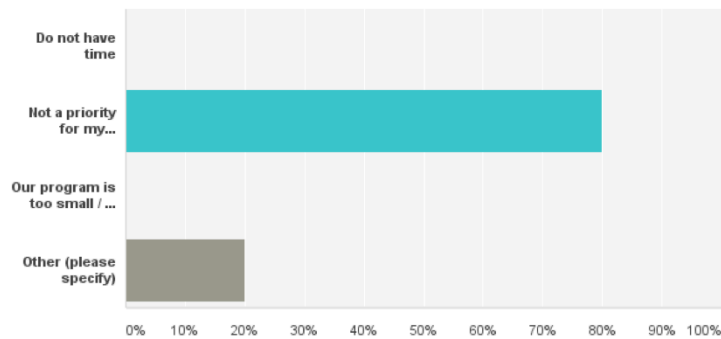


Everyone uses for internal use and most use for national surveys
3 said they collect because they have to.

Why not collect?

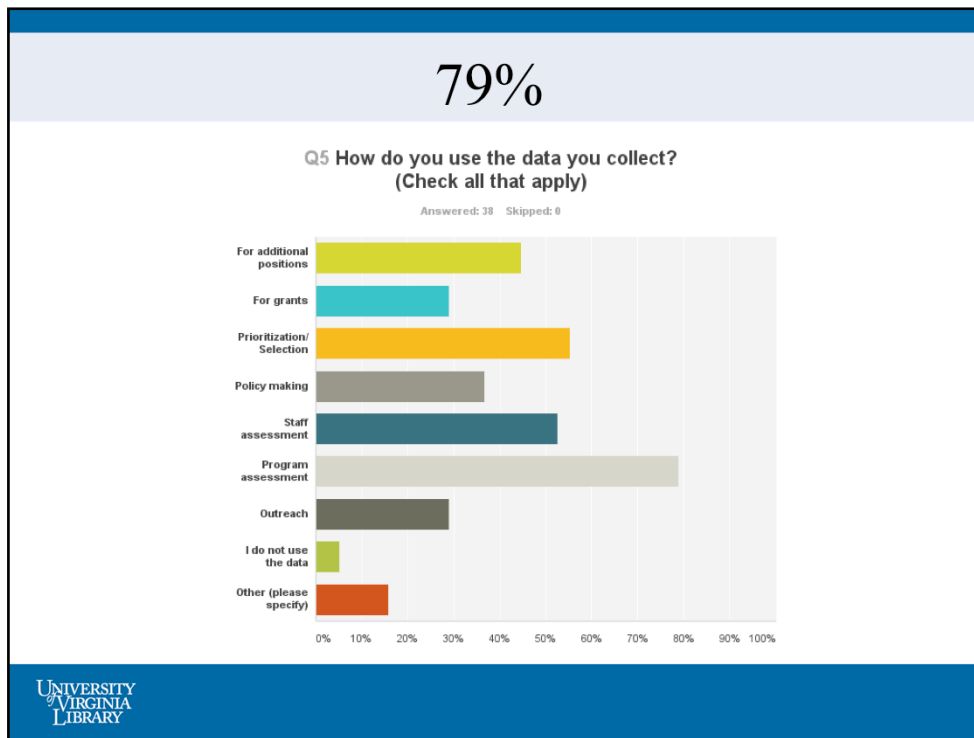
Q3 If you answered no, why not? (Check all that apply)

Answered: 5 Skipped: 33



Interestingly enough, it was not lack of time or fear of program being too small, but lack of priority for administration that was the primary reason of those who didn't collect data (remember only five folks here). (One person collected conservation data only, but admin wouldn't support the gathering of the rest of the numbers)

I found it really interesting that one person responded that they had never been asked to collect data—I wonder, by whom? If they are on the PADG list-serv, then they have been "asked"...maybe we can be better about personal outreach.



79% for program assessment

55% for prioritization/selection

45% use for additional positions

Other responses included things like research, dept/annual performance reports, prep for RFPs for vendors, justify spending on supplies

How are you using?



Word cloud of the free text question about specific examples of how folks are using the data, some of which you will hear in the next few minutes.

Feedback or Questions?



Kara M. McClurken
Head, Preservation Services
Co-lead, Content Stewardship
University of Virginia Library

kmm6ef@virginia.edu

434-924-1055