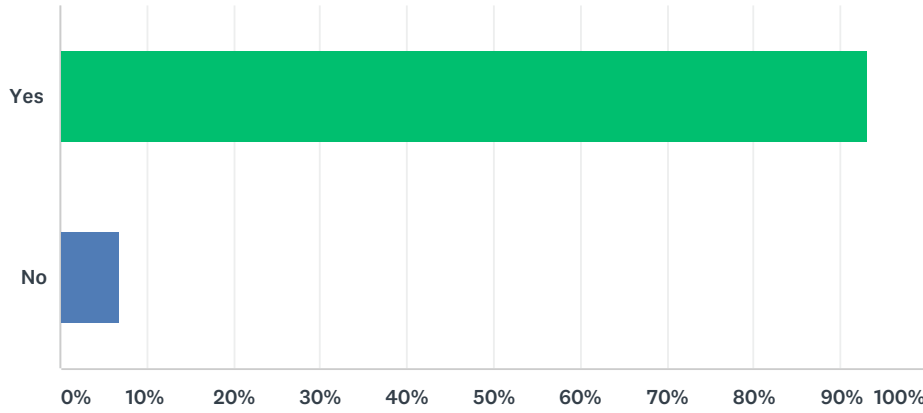


# Q1 Are you a current YALSA member?

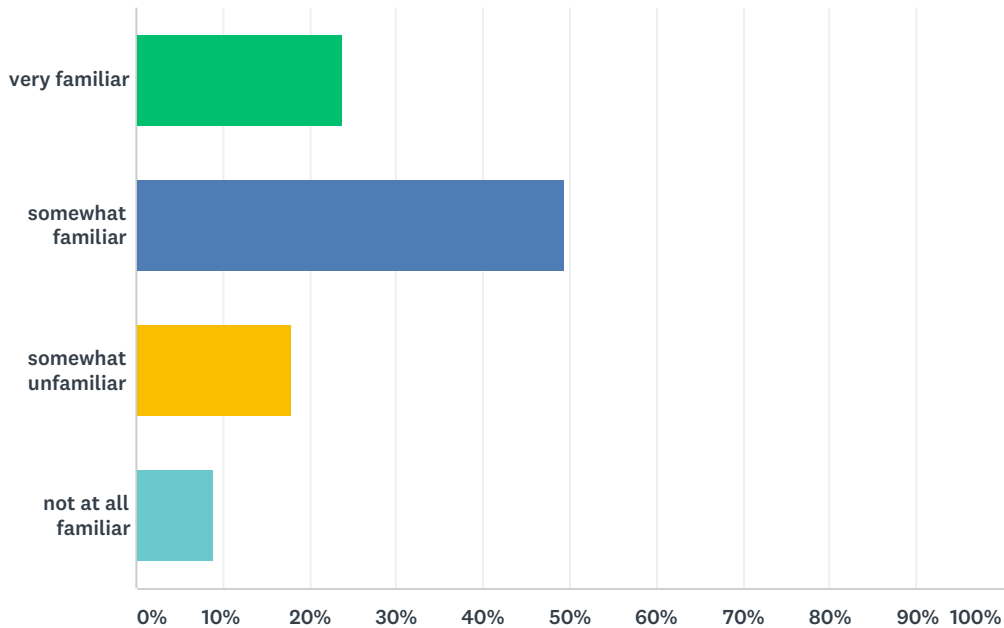
Answered: 646 Skipped: 0



ANSWER CHOICES	RESPONSES	
Yes	93.03%	601
No	6.97%	45
TOTAL		646

## Q2 How familiar are you with YALSA's envisioned future for teen services, as outlined in the Future of Library Services for and with Teens: A Call to Action? (aka the Futures Report)

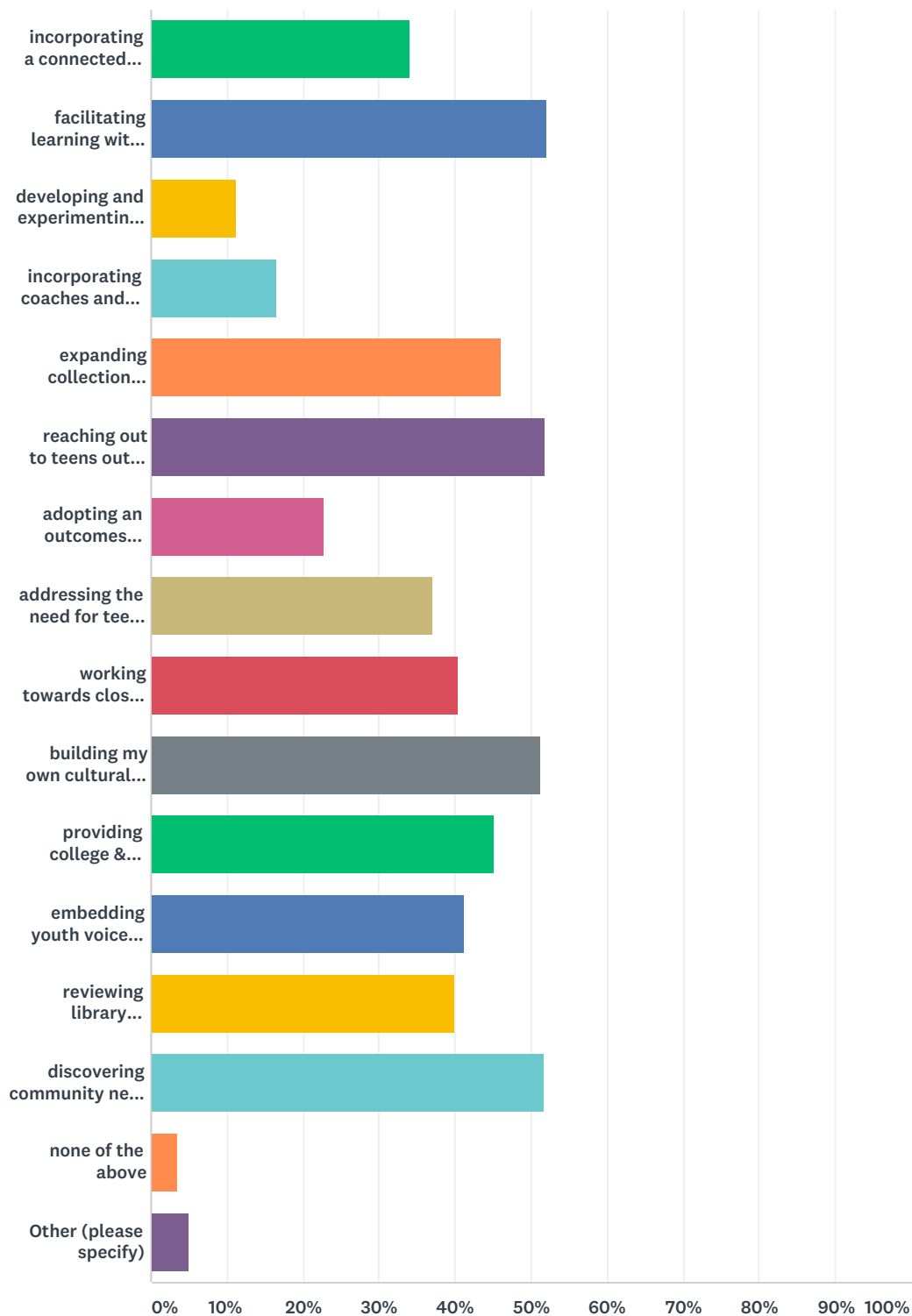
Answered: 391 Skipped: 255



ANSWER CHOICES	RESPONSES
very familiar	23.79% 93
somewhat familiar	49.36% 193
somewhat unfamiliar	17.90% 70
not at all familiar	8.95% 35
TOTAL	391

### Q3 What recommendations of YALSA's Futures Report have you worked toward implementing? (select all that apply)

Answered: 391 Skipped: 255



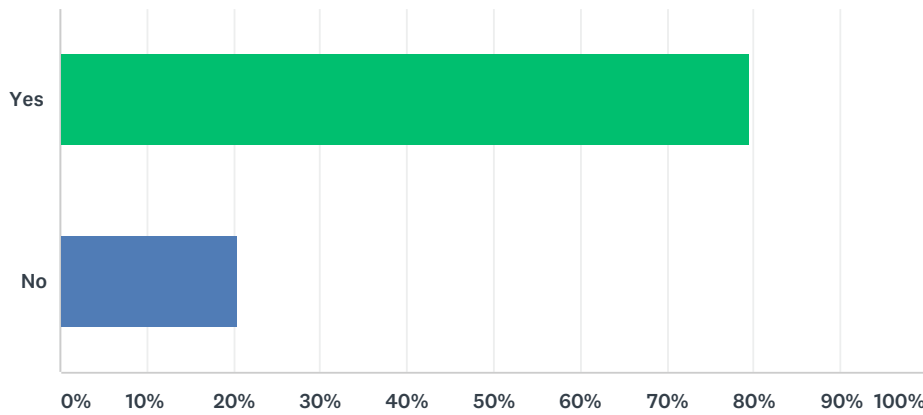
ANSWER CHOICES

RESPONSES

incorporating a connected learning approach into library activities	34.02%	133
facilitating learning with teens	52.17%	204
developing and experimenting with new staffing models	11.25%	44
incorporating coaches and mentors into teen library activities	16.62%	65
expanding collection development beyond traditional print resources	46.04%	180
reaching out to teens out in the community who are not regular library users	51.92%	203
adopting an outcomes focused approach to planning & evaluating services and programs	22.76%	89
addressing the need for teens to master multiple literacies	37.08%	145
working towards closing the digital divide & knowledge gap	40.41%	158
building my own cultural competence skills	51.15%	200
providing college & career readiness services for and with teens	45.27%	177
embedding youth voice into designing, planning, delivering and evaluating programs and services	41.18%	161
reviewing library policies and procedures to ensure that teens are treated equitably	39.90%	156
discovering community needs and seeking out community partners to engage with to support those needs	51.66%	202
none of the above	3.58%	14
Other (please specify)	5.12%	20
Total Respondents: 391		

### Q4 In your work on the items above, have you been able to connect and work with at least one community partner in the last 12 months?

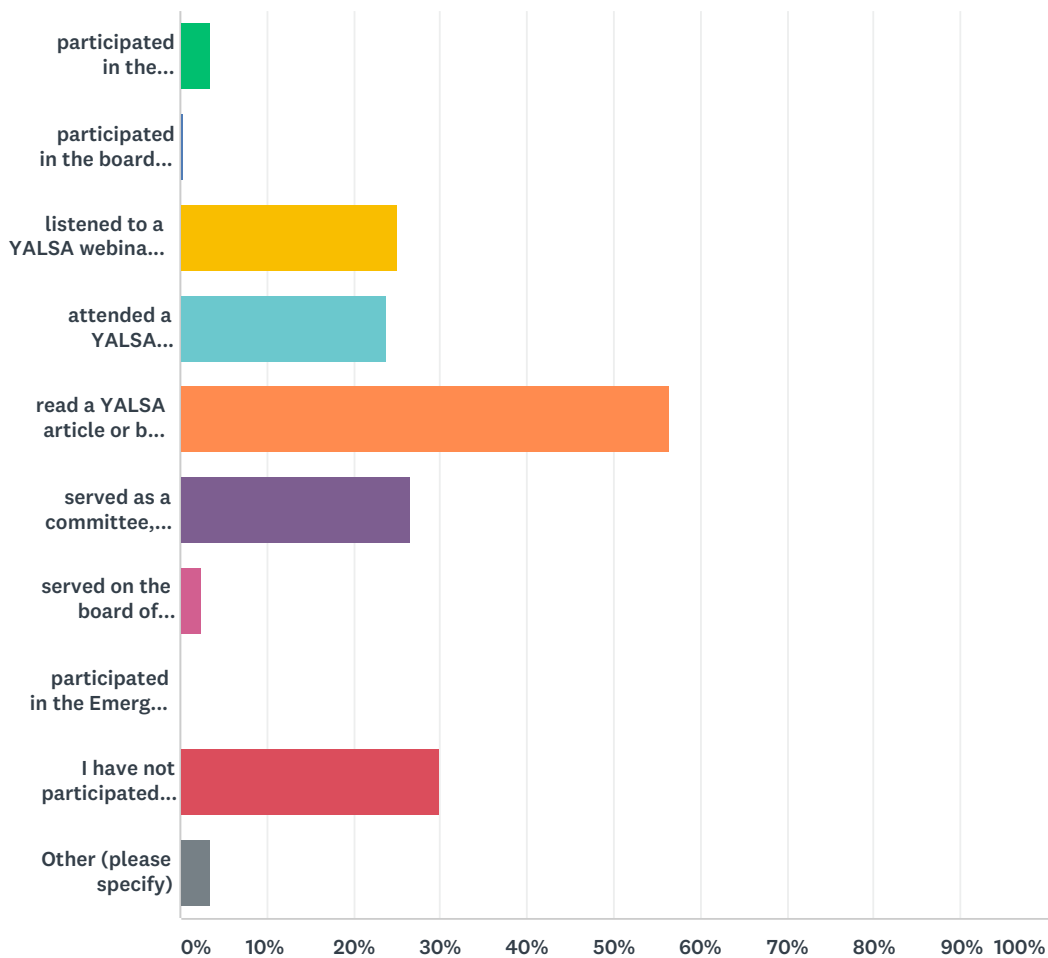
Answered: 391 Skipped: 255



ANSWER CHOICES	RESPONSES	
Yes	79.54%	311
No	20.46%	80
TOTAL		391

### Q5 What type of leadership development opportunities in YALSA have you participated in during the past 12 months? Select all that apply

Answered: 391 Skipped: 255

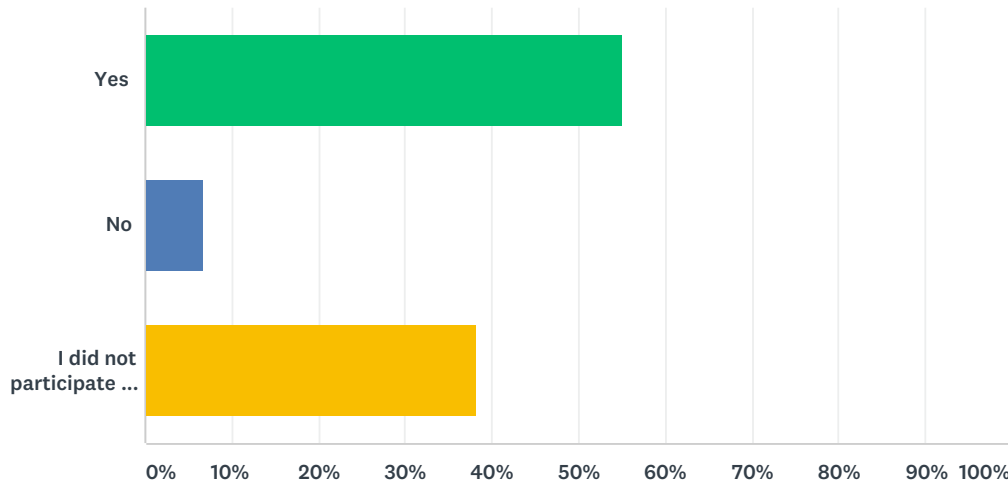


ANSWER CHOICES	RESPONSES	
participated in the mentoring program	3.58%	14
participated in the board fellow program	0.51%	2
listened to a YALSA webinar on a leadership topic	25.06%	98
attended a YALSA conference session or workshop on a leadership topic	23.79%	93
read a YALSA article or blog post on a leadership topic	56.52%	221
served as a committee, jury, taskforce or advisory board chair	26.60%	104
served on the board of directors	2.56%	10
participated in the Emerging Leader program	0.26%	1
I have not participated in any of these	29.92%	117
Other (please specify)	3.58%	14

Total Respondents: 391

### Q6 If you did participate in one or more of YALSA's leadership development activities, do you feel that your participation increased your leadership knowledge or skills?

Answered: 391 Skipped: 255

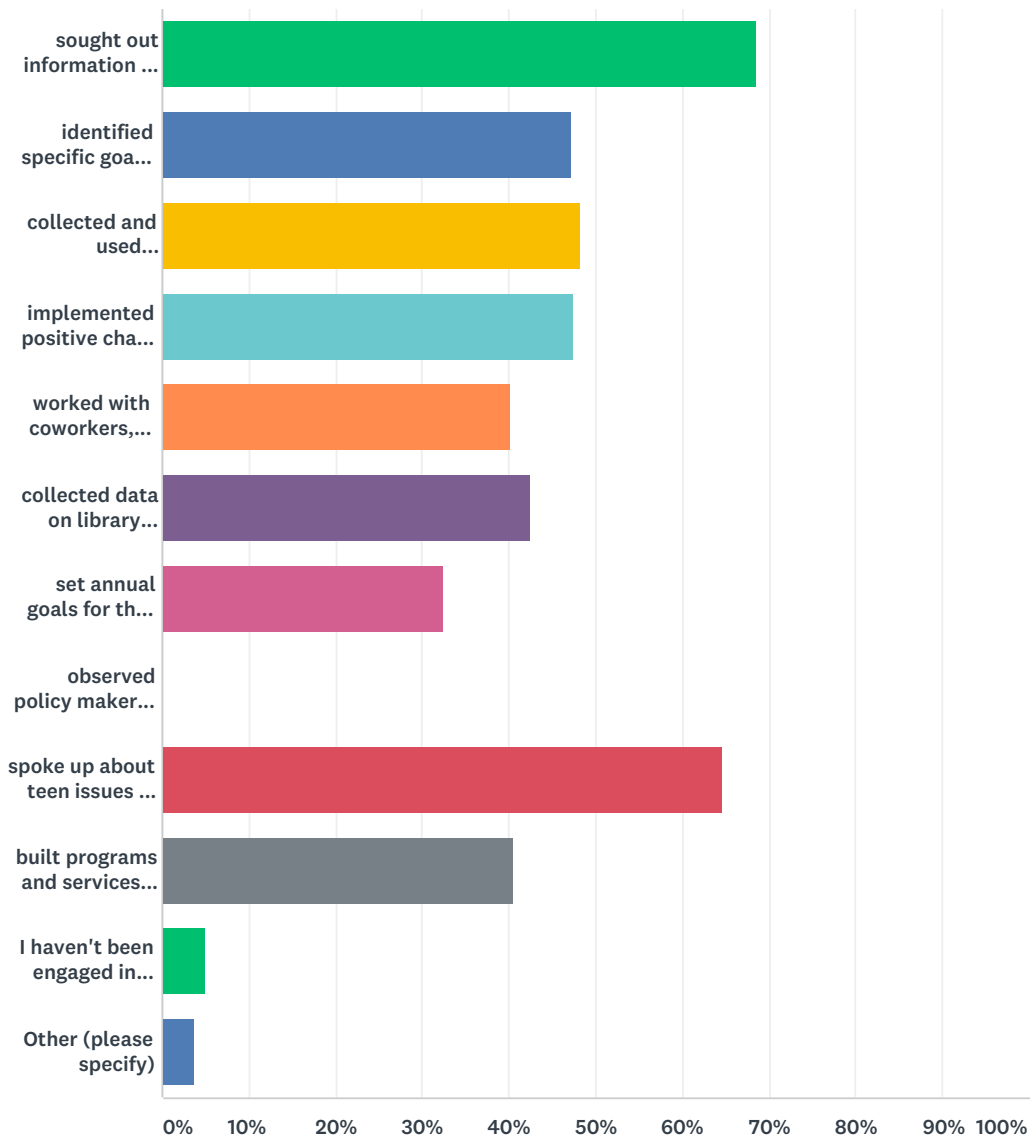


ANSWER CHOICES	RESPONSES	
Yes	54.99%	215
No	6.65%	26
I did not participate in leadership development activities	38.36%	150
<b>TOTAL</b>		<b>391</b>



### Q7 What types of local library advocacy activities have you engaged in within the past 12 months? (select all that apply)

Answered: 391 Skipped: 255

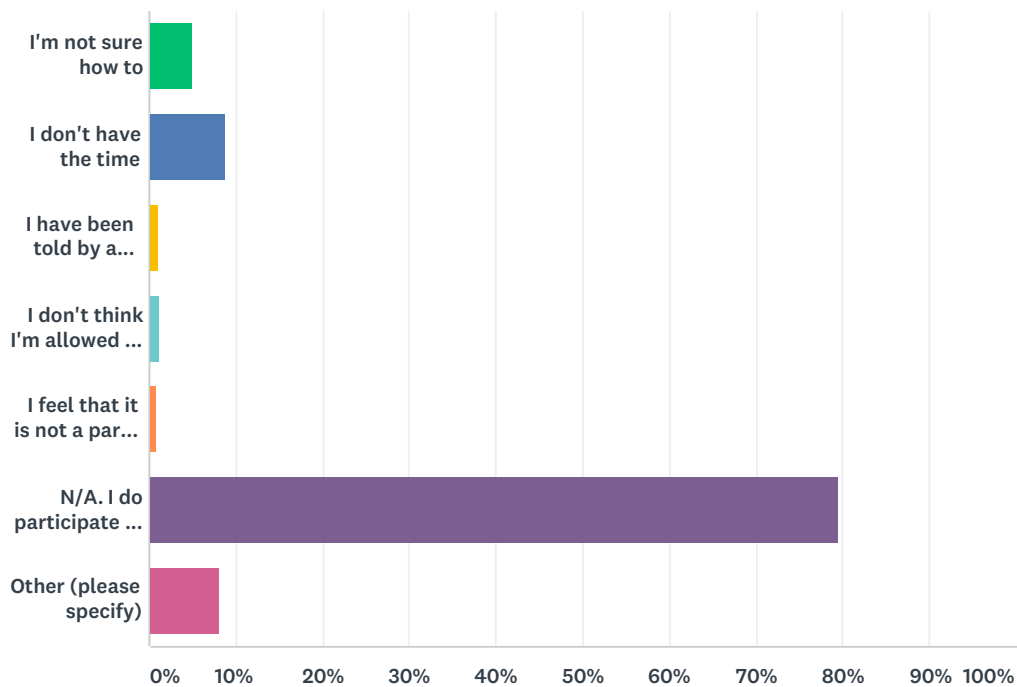


ANSWER CHOICES	RESPONSES
sought out information on current trends in youth development, libraries or education	68.54% 268
identified specific goals for a teen program or service and developed a plan to reach them	47.31% 185
collected and used information about the community to inform planning for programs and services	48.34% 189
implemented positive change in teen services by working with administration and coworkers	47.57% 186
worked with coworkers, administration and stakeholders to overcome barriers to teen services	40.15% 157
collected data on library programs and services to aid in envisioning future teen services	42.46% 166
set annual goals for the overall teen services program that directly support the library's mission, strategic plan, etc.	32.48% 127

observed policy makers in action and familiarized myself with procedures, viewpoints and communication styles	0.00%	0
spoke up about teen issues in formal and informal settings	64.71%	253
built programs and services that regularly provide opportunities for teens to be heard	40.66%	159
I haven't been engaged in library advocacy activities over the past 12 months	5.12%	20
Other (please specify)	3.84%	15
Total Respondents: 391		

### Q8 If you do not participate in local advocacy activities in the past 12 months, what is the primary reason(s)?

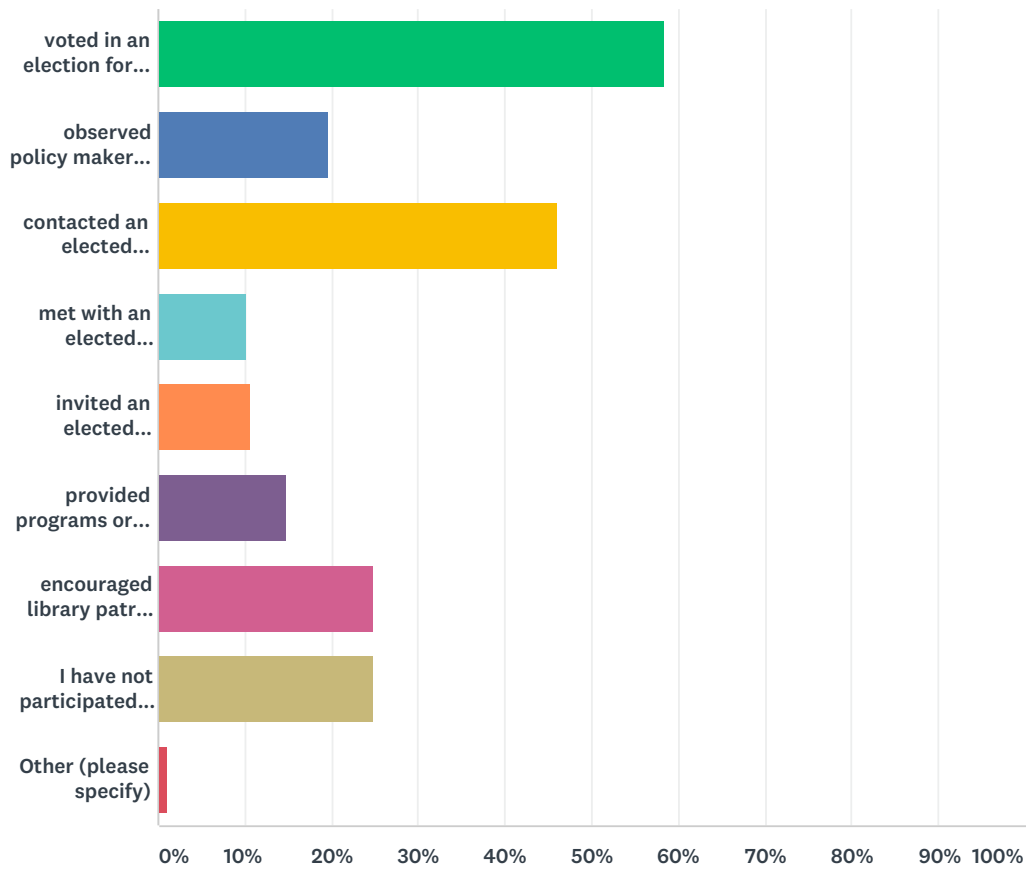
Answered: 391 Skipped: 255



ANSWER CHOICES	RESPONSES	
I'm not sure how to	5.12%	20
I don't have the time	8.70%	34
I have been told by a supervisor at my work that I am not allowed to	1.02%	4
I don't think I'm allowed to, but I haven't confirmed that with my work	1.28%	5
I feel that it is not a part of my job	0.77%	3
N/A. I do participate in local advocacy	79.54%	311
Other (please specify)	8.18%	32
Total Respondents: 391		

## Q9 What type of legislative advocacy activities have you participated in the past 12 months?

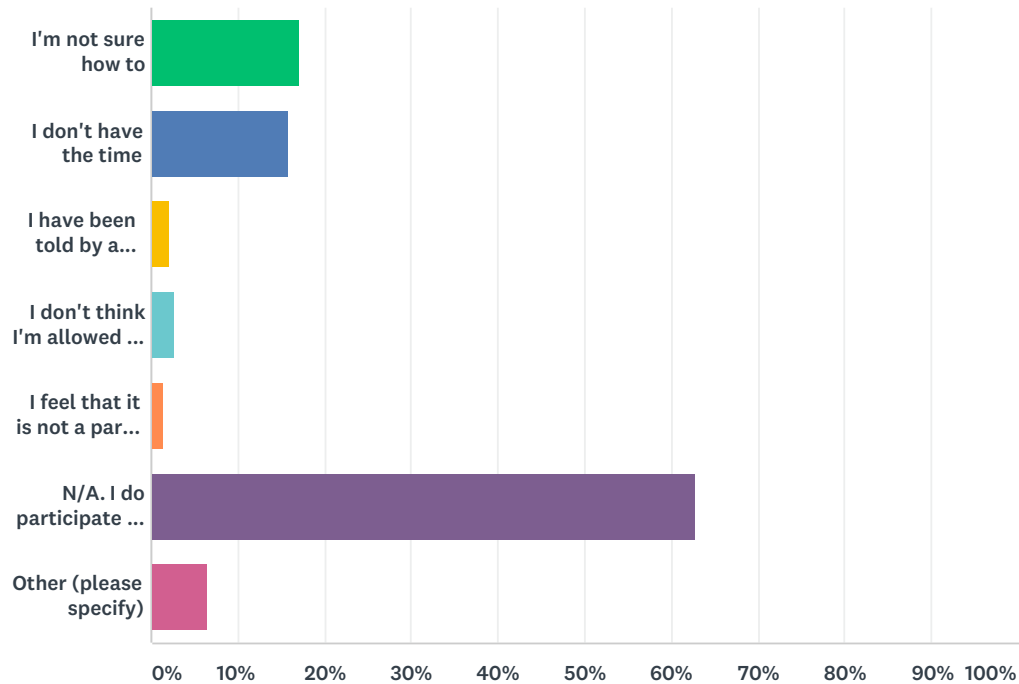
Answered: 391 Skipped: 255



ANSWER CHOICES	RESPONSES	
voted in an election for a candidate that supports libraries or youth	58.31%	228
observed policy makers in action and familiarized myself with procedures, viewpoints and communication styles	19.69%	77
contacted an elected official or their staff about an issue relating to libraries and youth	46.04%	180
met with an elected official about an issue relating to libraries and youth	10.23%	40
invited an elected official to my library or institution	10.74%	42
provided programs or services for/with teens to help them learn about the democratic process	14.83%	58
encouraged library patrons and advocates to participate in legislative advocacy	24.81%	97
I have not participated in any legislative advocacy activities this year	24.81%	97
Other (please specify)	1.02%	4
Total Respondents: 391		

### Q10 If you do not participate in legislative advocacy activities relating to funding or laws that support libraries and youth, what is the primary reason(s)?

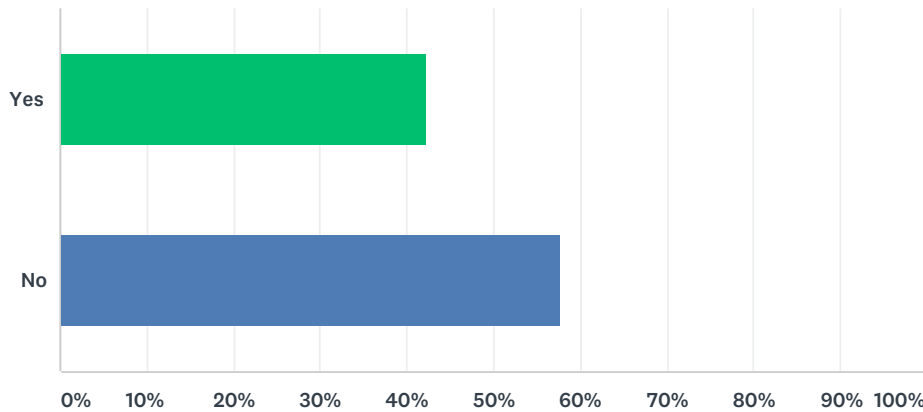
Answered: 391 Skipped: 255



ANSWER CHOICES	RESPONSES	
I'm not sure how to	17.14%	67
I don't have the time	15.86%	62
I have been told by a supervisor at my work that I am not allowed to	2.05%	8
I don't think I'm allowed to, but I haven't confirmed that with my work	2.81%	11
I feel that it is not a part of my job	1.53%	6
N/A. I do participate in legislative advocacy	62.66%	245
Other (please specify)	6.39%	25
Total Respondents: 391		

**Q11 At any time in the past 12 months have you served on a YALSA advisory board, committee, jury, taskforce or blogging team, or are you volunteering for YALSA in some way (e.g. writing for the journal, staffing a YALSA booth at a state conference, facilitating a webinar)?**

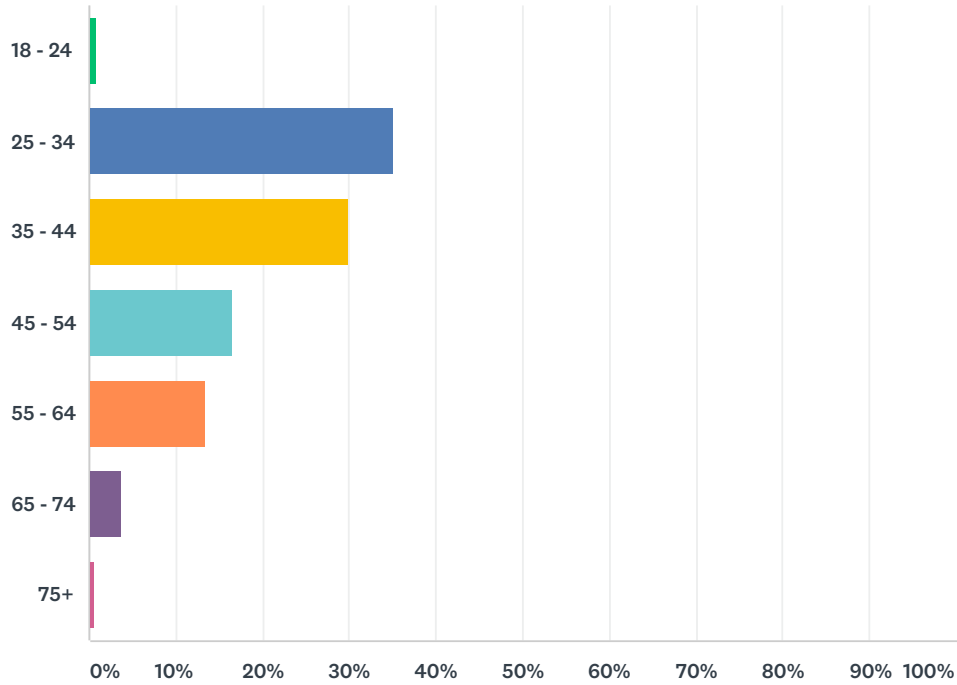
Answered: 391 Skipped: 255



ANSWER CHOICES	RESPONSES	
Yes	42.20%	165
No	57.80%	226
TOTAL		391

### Q12 What is your age?

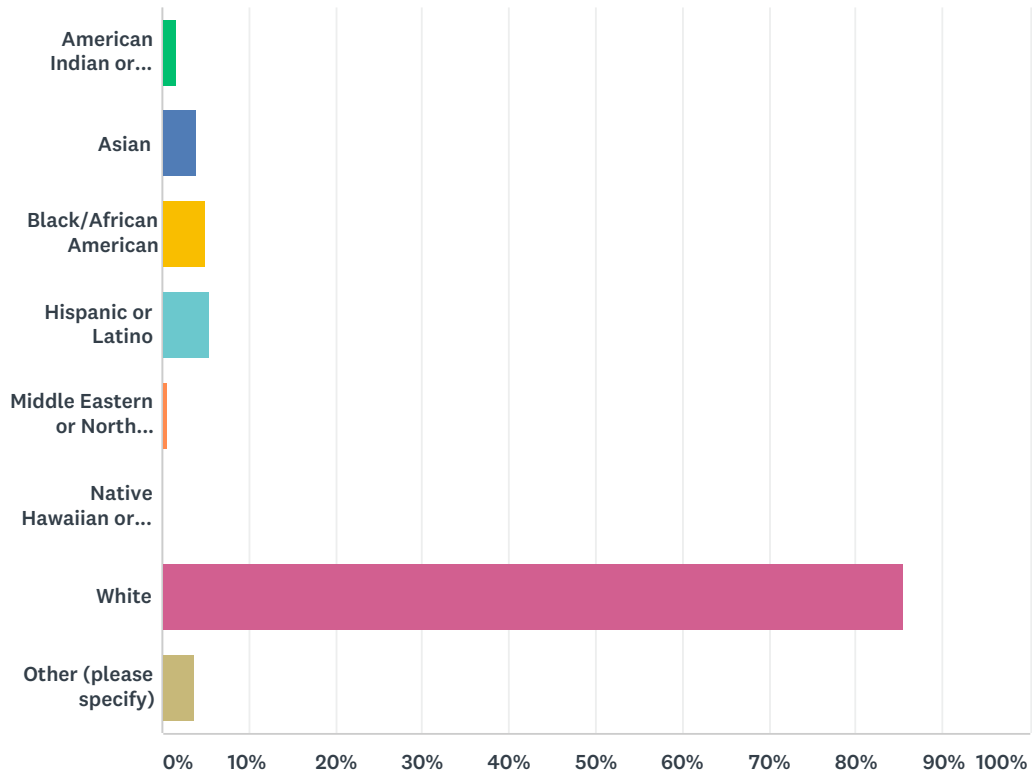
Answered: 381 Skipped: 265



ANSWER CHOICES	RESPONSES
18 - 24	0.79% 3
25 - 34	35.17% 134
35 - 44	29.92% 114
45 - 54	16.54% 63
55 - 64	13.39% 51
65 - 74	3.67% 14
75+	0.52% 2
<b>TOTAL</b>	<b>381</b>

### Q13 How do you describe yourself? (select all that apply)

Answered: 381 Skipped: 265

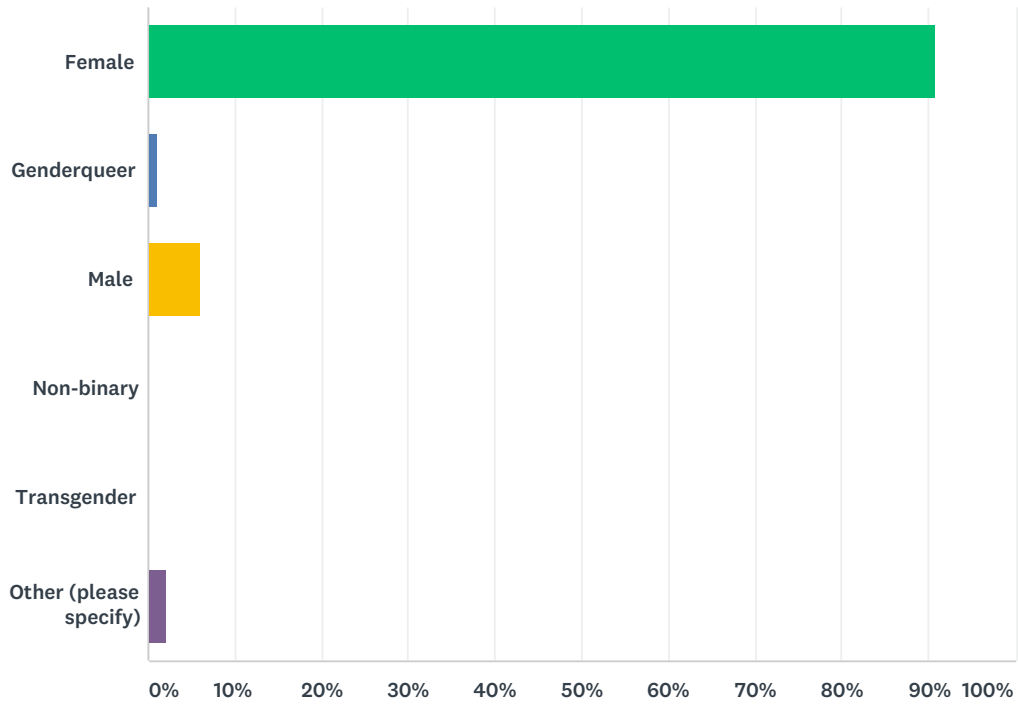


ANSWER CHOICES	RESPONSES	
American Indian or Alaska Native	1.57%	6
Asian	3.94%	15
Black/African American	4.99%	19
Hispanic or Latino	5.51%	21
Middle Eastern or North African	0.52%	2
Native Hawaiian or other Pacific Islander	0.26%	1
White	85.56%	326
Other (please specify)	3.67%	14
Total Respondents: 381		



### Q14 How do you describe your gender identity? (please select one)

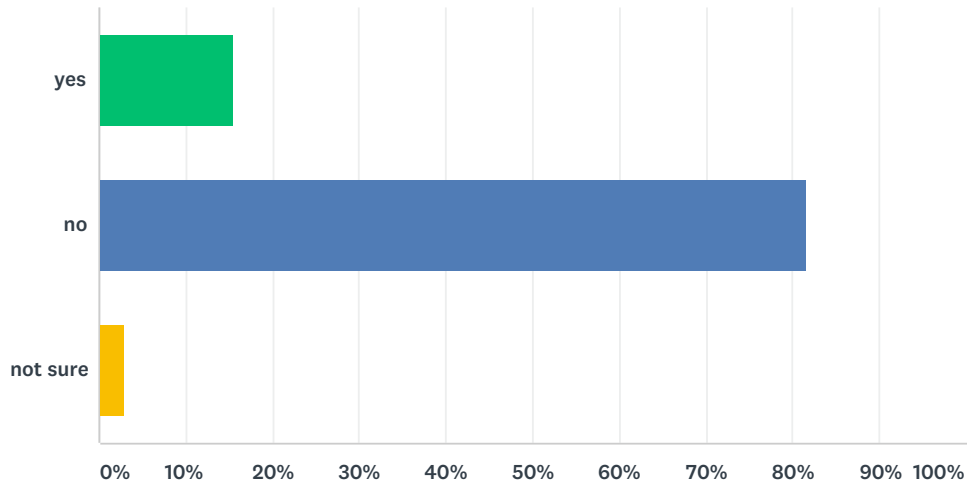
Answered: 380 Skipped: 266



ANSWER CHOICES	RESPONSES	
Female	90.79%	345
Genderqueer	1.05%	4
Male	6.05%	23
Non-binary	0.00%	0
Transgender	0.00%	0
Other (please specify)	2.11%	8
<b>TOTAL</b>		<b>380</b>

### Q15 Do you identify as LGBTQ?

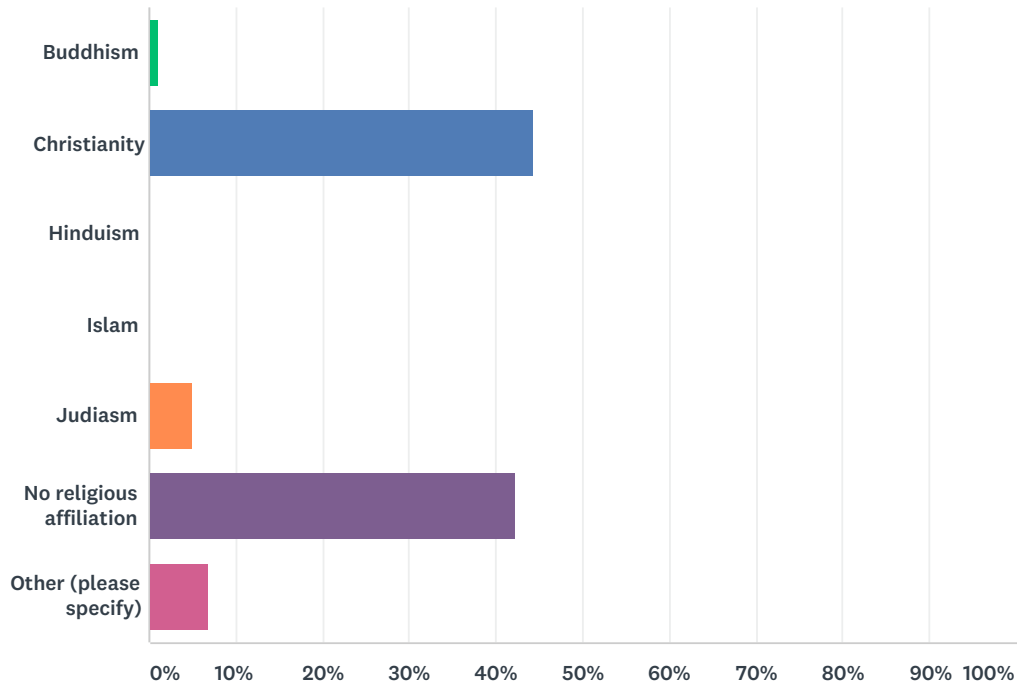
Answered: 374 Skipped: 272



ANSWER CHOICES	RESPONSES	
yes	15.51%	58
no	81.55%	305
not sure	2.94%	11
<b>TOTAL</b>		<b>374</b>

### Q16 What is your religious affiliation?

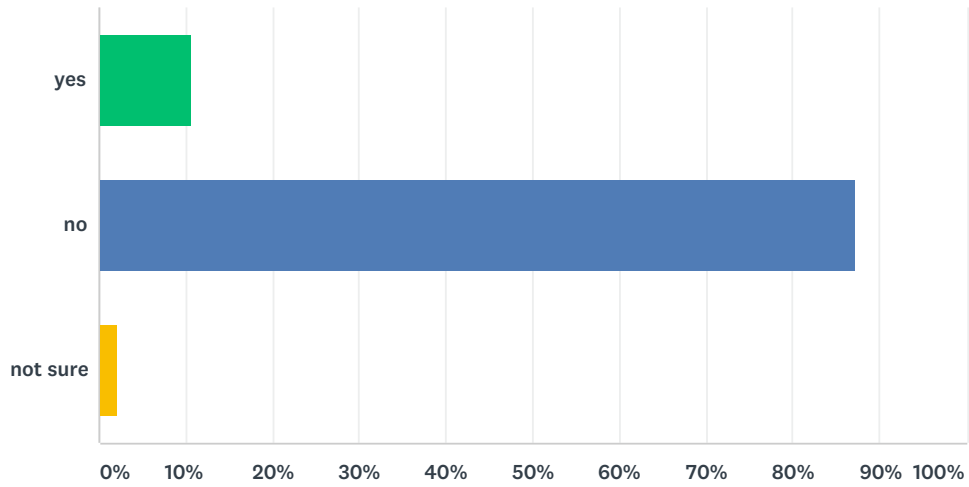
Answered: 378 Skipped: 268



ANSWER CHOICES	RESPONSES	
Buddhism	1.06%	4
Christianity	44.44%	168
Hinduism	0.26%	1
Islam	0.00%	0
Judiasm	5.03%	19
No religious affiliation	42.33%	160
Other (please specify)	6.88%	26
<b>TOTAL</b>		<b>378</b>

### Q17 Do you identify as a person with a disability or disabilities?

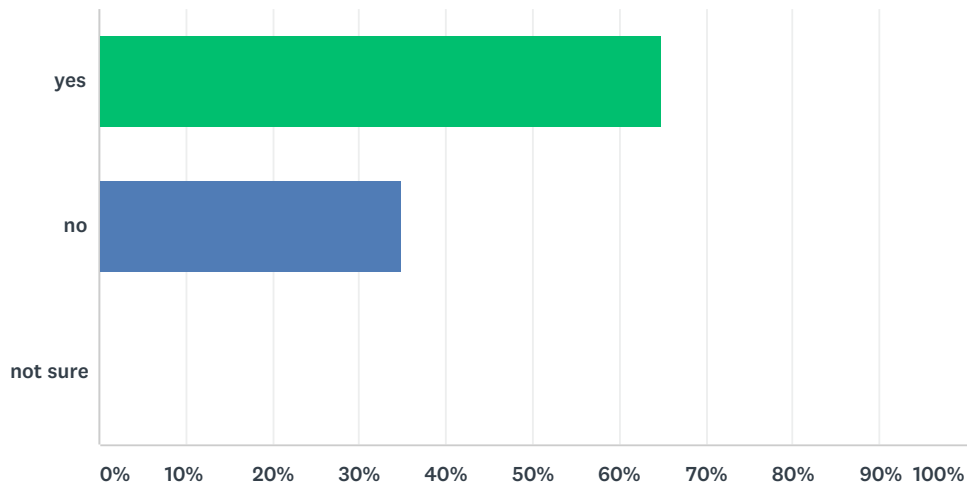
Answered: 377 Skipped: 269



ANSWER CHOICES	RESPONSES	
yes	10.61%	40
no	87.27%	329
not sure	2.12%	8
<b>TOTAL</b>		<b>377</b>

# Q18 Do you have at least one parent who has completed a 4 year college/university degree?

Answered: 381 Skipped: 265



ANSWER CHOICES	RESPONSES	
yes	64.83%	247
no	34.91%	133
not sure	0.26%	1
<b>TOTAL</b>		<b>381</b>

**Q19 In your opinion, what is the single most important thing for YALSA to do that would encourage more participation from library staff of diverse backgrounds?**

Answered: 222 Skipped: 424

**Q20 If you have any additional comments to share about YALSA, please provide them below:**

Answered: 70 Skipped: 576

**Q21 If you have a question about YALSA or your membership that you would like assistance with, please share the question and provide your email below:**

Answered: 11 Skipped: 635

ANSWER CHOICES	RESPONSES	
Question:	36.36%	4
Email:	100.00%	11



**Q22 If you would like to be entered in a drawing to win \$100 worth of 2017 Teen Read Week materials, please provide your email below:**

Answered: 239 Skipped: 407