



Do IT Yourself Adobe Connect Add-in

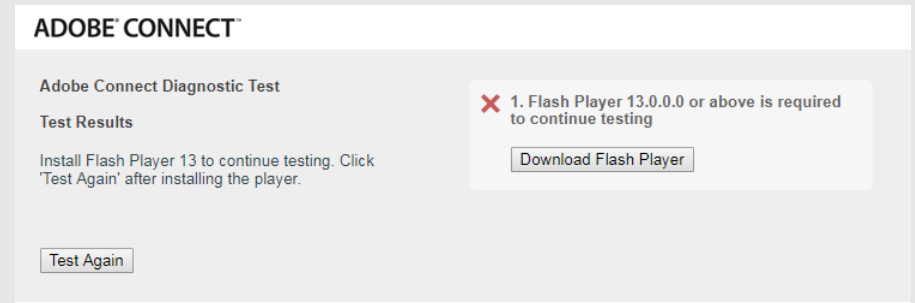
September 2017

[Our provider says that the add-in will be critical after 9/9/17.](#)



Go to the Test Page

- http://connectpro72403849.adobeconnect.com/common/help/en/support/meeting_test.htm
- If the test site asks you to install Flash, please also install Flash by clicking “Download Flash Player”)



Allow the
test to run

ADOBE® CONNECT™

Adobe Connect Diagnostic Test

Testing connection speed

This will take less than a minute...

Stop Test



1. Flash Player version Test

Your version of Flash Player is supported.



2. Adobe Connect Connection Test

Connected.

3. Connection Speed Test



If the Adobe
Connect add-in
is not installed,
click the Install
add-in button.

ADOBE® CONNECT™

Adobe Connect Diagnostic Test

Test Results

We recommend installing the Adobe Connect Add-in for enhanced performance and functionality.
If you plan to use video, plug in your web camera now.

[Test Again](#)[Details](#)

1. Flash Player version Test

Your version of Flash Player is supported.



2. Adobe Connect Connection Test

Connected.



3. Connection Speed Test

Your connection is LAN speed.



4. Adobe Connect Add-in Test

Add-in Not installed

[Install Add-in](#)

The pop-up says would you like to install it now? Yes!
The download should begin after you select Yes.

ADOBE® CONNECT™

Adobe Connect Diagnostic Test

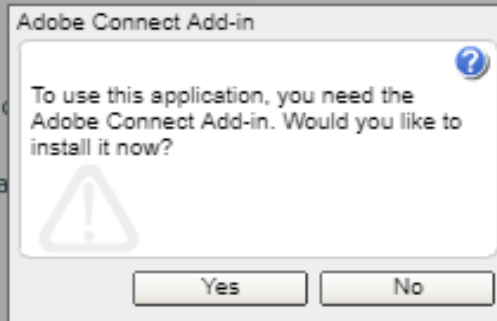
Test Results

We recommend installing the Adobe Connect Add-in to enhance performance and functionality. If you plan to use video, plug in your web camera.



1. Flash Player version Test

Your version of Flash Player is supported.



Add-in Not installed

Connect Connection Test

Connection Speed Test

Connection is LAN speed.

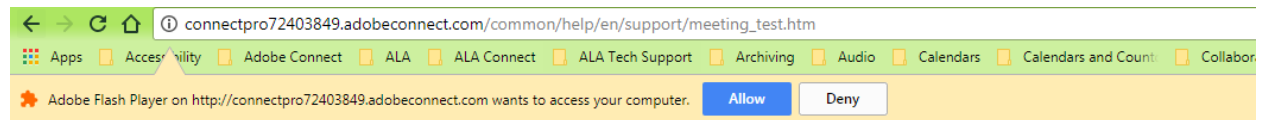
Connect Add-in Test

Test Again

Details

Install Add-in

Notification
in URL Bar?
Select Allow.



ADOBE CONNECT™

Finished!

Add-in has been installed

ADOBE® CONNECT™

Adobe Connect Diagnostic Test

Test Results

You are ready to connect to your Adobe Connect meeting.

Please close the test addin window launched after installing addin.

Test Again

Details

- ✓ **1. Flash Player version Test**
Your version of Flash Player is supported.
- ✓ **2. Adobe Connect Connection Test**
Connected.
- ✓ **3. Connection Speed Test**
Your connection is LAN speed.
- ✓ **4. Adobe Connect Add-in Test**
Add-in Installed

Details show version 11.9.980.387

launched after installing

- ✓ **4. Adobe Connect Add-in Test**
Add-in Installed
Add-in version:11.9.980.387

Details

[Our provider says that the add-in will be critical after 9/9/17.](#)

Send the link to the test to meeting and webinar guests. Users may need assistance from their IT staff depending on organizational download policies. This process was tested without IT assistance on ALA Headquarters desktops.

Questions? Julianna Kloeppel (jkloeppel@ala.org)