

# Treasurer's Report to Council

- Membership Information Session -

**FY 2016 Audited Financial Results**

Presented by:  
Susan Hildreth – ALA Treasurer

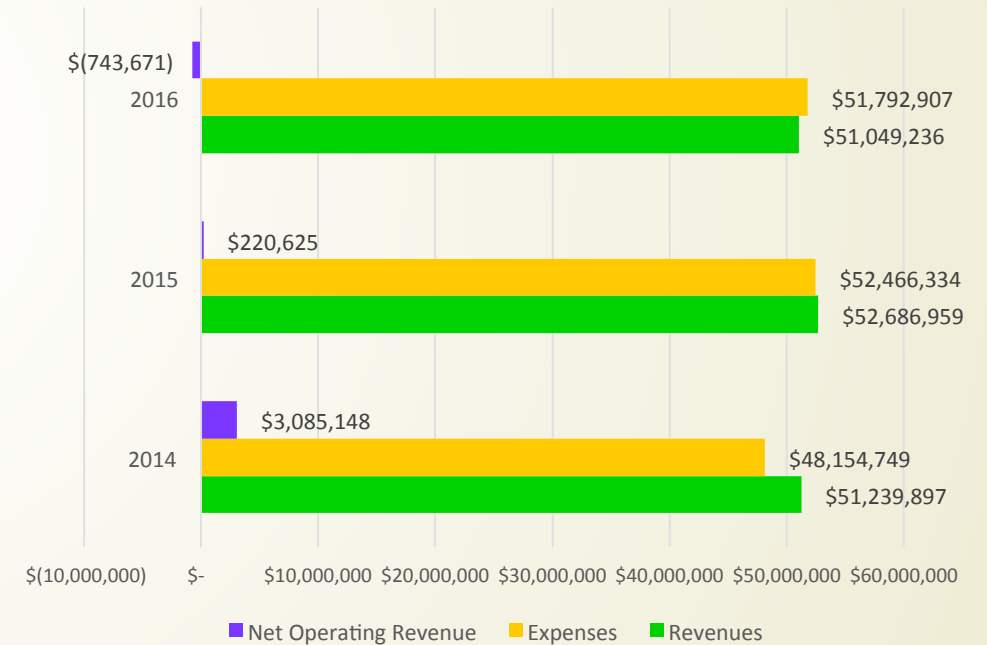
Saturday - January, 21, 2017  
Atlanta, Ga.

2

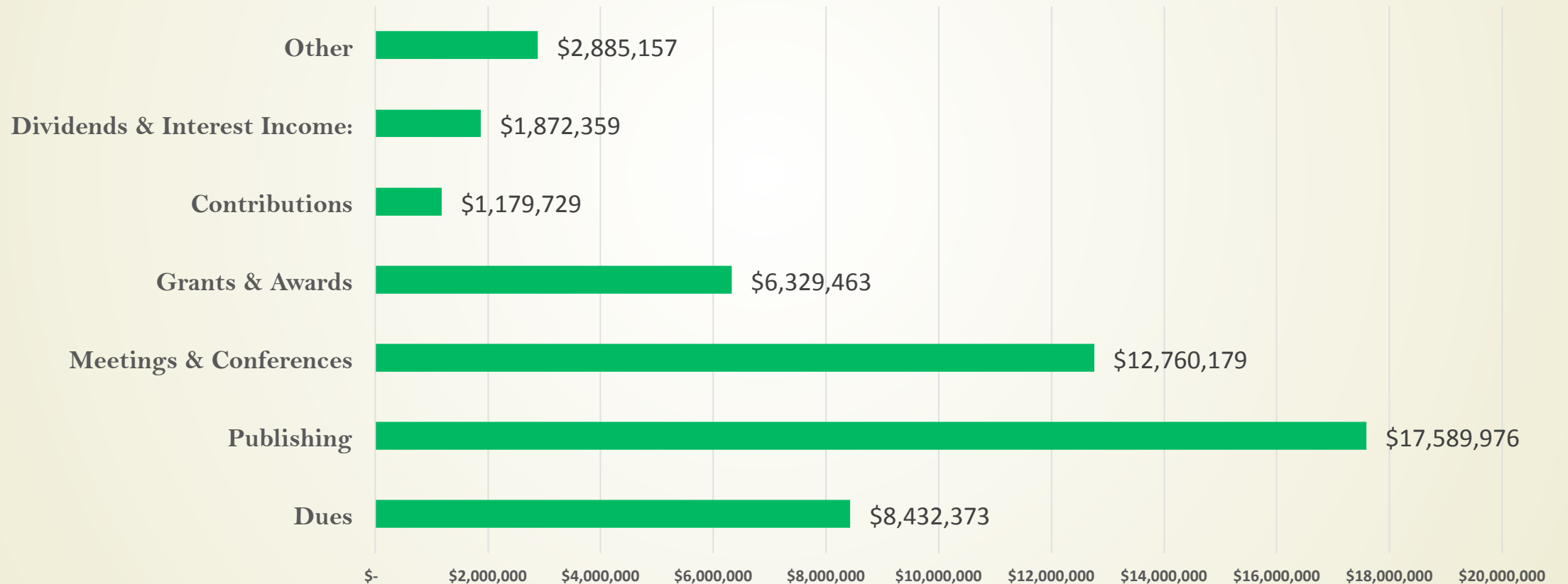
# How Did We Do?

	<b>2016</b>	<b>2015</b>	<b>2014</b>
<b>Revenues</b>	\$51,049,236	\$52,686,959	\$51,239,897
<b>Expenses</b>	<u>\$51,792,907</u>	<u>\$52,466,334</u>	<u>\$48,154,749</u>
<b>Net Operating Revenue(Expenses)</b>	\$ (743,671)	\$ 220,625	\$ 3,085,148

## FY 2016, FY 2015 and FY 2014



# 3 Where Does Our Revenue Come From?



# General Fund Summary

	<u>2016</u>	<u>2015</u>	<u>2014</u>
<b>Revenues</b>	\$ 27,304,643	\$ 29,024,423	\$ 28,266,173
<b>Expenses</b>	<u>\$ 28,002,780</u>	<u>\$ 28,255,382</u>	<u>\$ 27,058,920</u>
<b>Net Revenue</b>	\$ (698,137)	\$ 769,041	\$ 1,207,253

# General Fund Revenues

	<b><u>2016</u></b>	<b><u>2015</u></b>	<b><u>2014</u></b>
<b>Dues</b>	\$ 5,592,444	\$ 5,480,185	\$ 5,535,789
<b>Publishing</b>	\$ 12,167,044	\$ 12,978,793	\$ 13,451,954
<b>Meetings &amp; Conferences</b>	\$ 7,047,615	\$ 7,783,575	\$ 7,037,503
<b>Interest &amp; Dividends</b>	\$ 1,168,625	\$ 1,087,785	\$ 703,567
<b>Contributions</b>	\$ 190,020	\$ 238,228	\$ 238,229
<b>Miscellaneous</b>	\$ <u>1,138,895</u>	\$ <u>1,455,857</u>	\$ <u>1,299,131</u>
<b>Total</b>	\$ 27,304,643	\$ 29,024,423	\$ 28,266,173

# General Fund Expenses

	-	-	-
	<b><u>2016</u></b>	<b><u>2015</u></b>	<b><u>2014</u></b>
<b>Payroll</b>	\$ 14,323,038	\$ 13,941,468	\$ 13,702,939
<b>Outside Services</b>	\$ 4,312,669	\$ 4,109,241	\$ 3,820,303
<b>Travel</b>	\$ 1,073,904	\$ 970,076	\$ 999,231
<b>Meetings &amp; Conferences</b>	\$ 3,896,371	\$ 4,044,220	\$ 3,330,792
<b>Publications</b>	\$ 2,292,124	\$ 2,379,129	\$ 2,370,053
<b>Operating &amp; Overhead</b>	\$ 1,744,278	\$ 2,406,458	\$ 2,505,513
<b>Interunit Transfers</b>	\$ 360,396	\$ 404,790	\$ 330,089
<b>Total Expenses</b>	<b><u>\$ 28,002,780</u></b>	<b><u>\$ 28,255,382</u></b>	<b><u>\$ 27,058,920</u></b>

# 7 General Fund Net Revenue Sources - 2016

		<b>Overhead</b>	<b>Total</b>
	<b><u>Revenues</u></b>	<b><u>Support</u></b>	<b><u>Support</u></b>
<b>Interest &amp; Earnings</b>	\$ 1,168,625	\$ 0	\$ 1,168,625
<b>Membership Dues - Net</b>	\$ 5,422,789	\$ 0	\$ 5,422,789
<b>Publishing - Net</b>	\$ 840,926	\$ 3,031,812	\$ 3,872,738
<b>Meetings &amp; Conferences - Net</b>	\$ 45,871	\$ 2,162,644	\$ 2,208,515
<b>Other</b>	<u>\$ 564,358</u>	<u>\$ 2,652,025*</u>	<u>\$ 564,358</u>
<b>Total</b>	\$ 8,042,569	\$ 7,846,481	\$ 15,889,050

\*Overhead contribution from Divisions, Roundtables and Grants

# Publishing Revenues & Expenses – 2016

			Overhead	Net
	<u>Revenues</u>	<u>Expenses</u>	<u>Contribution</u>	<u>Revenue</u>
<b>ALA Editions</b>	\$ 3 820,796	\$ 3,980,158	\$ 989,351	\$ (159,362)
<b>Booklist</b>	\$ 4,882,540	\$ 3,752,141	\$ 1,264,578	\$ 1,130,399
<b>Graphics</b>	\$ 883,686	\$ 895,546	\$ 228,875	\$ (11,860)
<b>Digital Resources</b>	\$ 1,251,317	\$ 1,366,503	\$ 324,087	\$ (115,186)
<b>American Libraries</b>	\$ 867,499	\$ 867,499	\$ 224,921	\$ -
<b>Publishing - AED</b>	\$ -	\$ 3,066	\$ 0	\$ (3,066)
<b>Total</b>	\$ 11,705,839	\$ 10,864,913	\$ 3,031,812	\$ 840,926



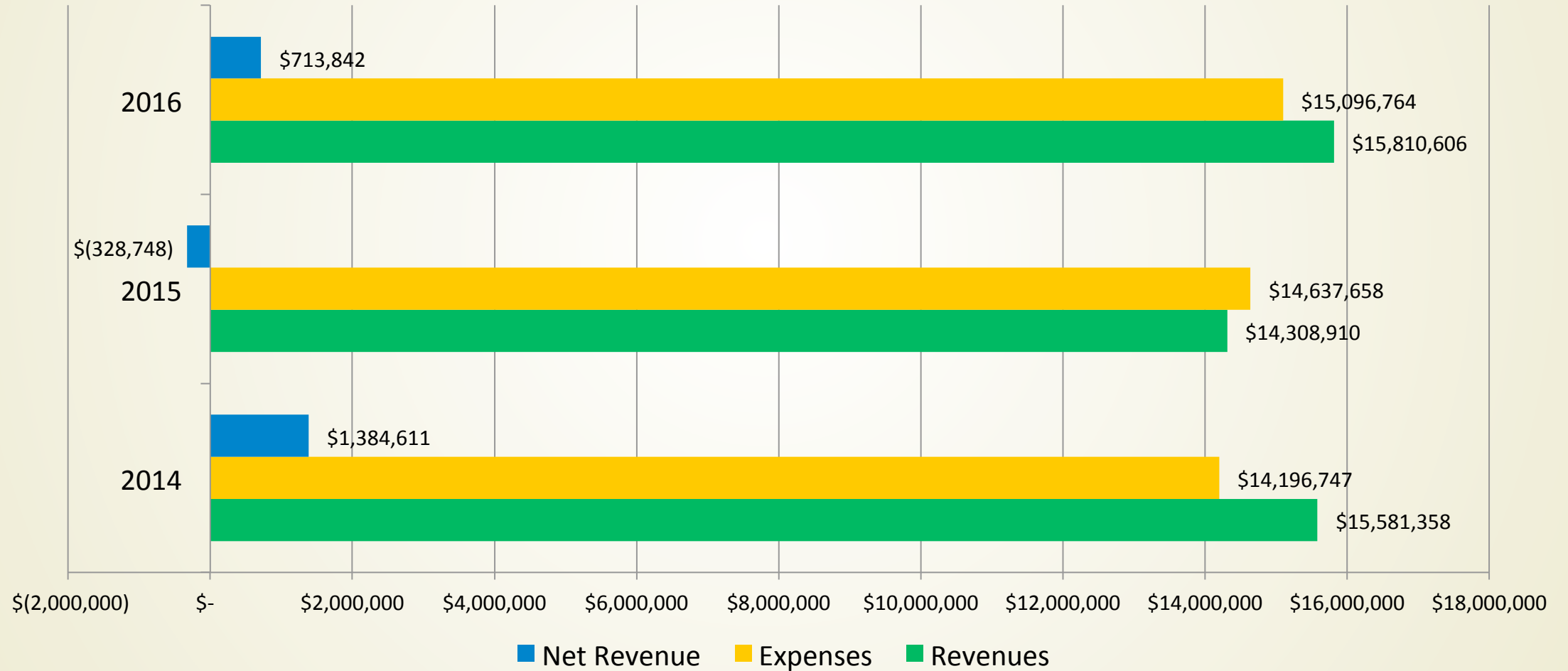
# Meetings & Conferences

## Revenues and Expenses - 2016

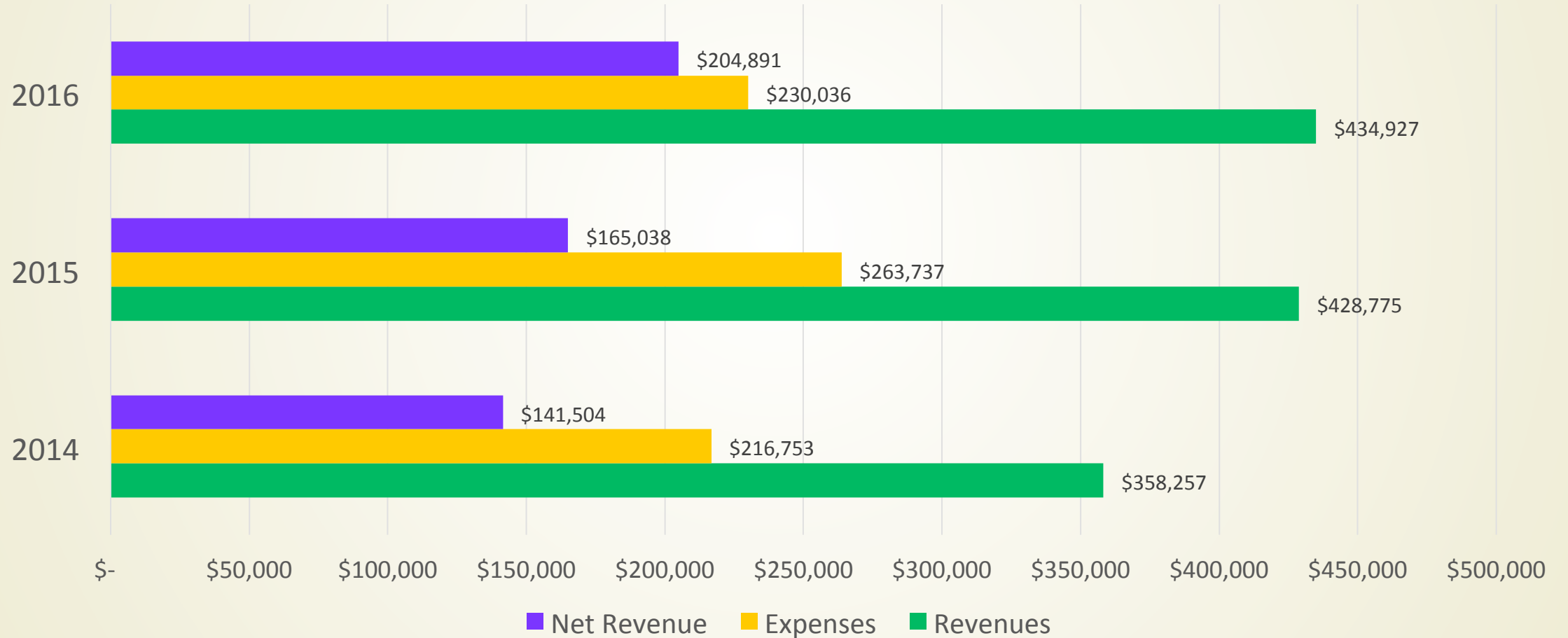
	<u>Revenues</u>	<u>Expenses</u>	<u>Overhead Contribution</u>	<u>Net Revenue</u>
<b>Annual Conference</b>	\$ 5,564,072	\$ 5,220,728	\$ 1,441,095	\$ 343,344
<b>Midwinter Meeting</b>	\$ 2,785,904	\$ 3,083,377	\$ 721,549	\$ (297,473)
<b>Total</b>	\$ 8,349,976	\$ 8,304,105	\$ 2,162,644	\$ 45,871

\*Overhead paid to the General Fund

# Division Revenues and Expenses— 2016



# Roundtable Revenues and Expenses— 2016



12

## Total ALA Assets, Liabilities & Net Assets – 2016

	<u>2016</u>	<u>2015</u>	<u>2014</u>
<b>Assets</b>	\$ 75,727,502	\$ 77,572,339	\$ 80,368,888
<b>Liabilities</b>	<u>\$ 45,343,837</u>	<u>\$ 46,034,318</u>	<u>\$ 41,706,863</u>
<b>Net Assets</b>	<u><u>\$ 30,383,665</u></u>	<u><u>\$ 31,538,021</u></u>	<u><u>\$ 38,662,025</u></u>

Thank you for your support