

Treasurer's Report to Council

- Membership Information Session -

FY 2015 Audited Financial Results

Presented by:

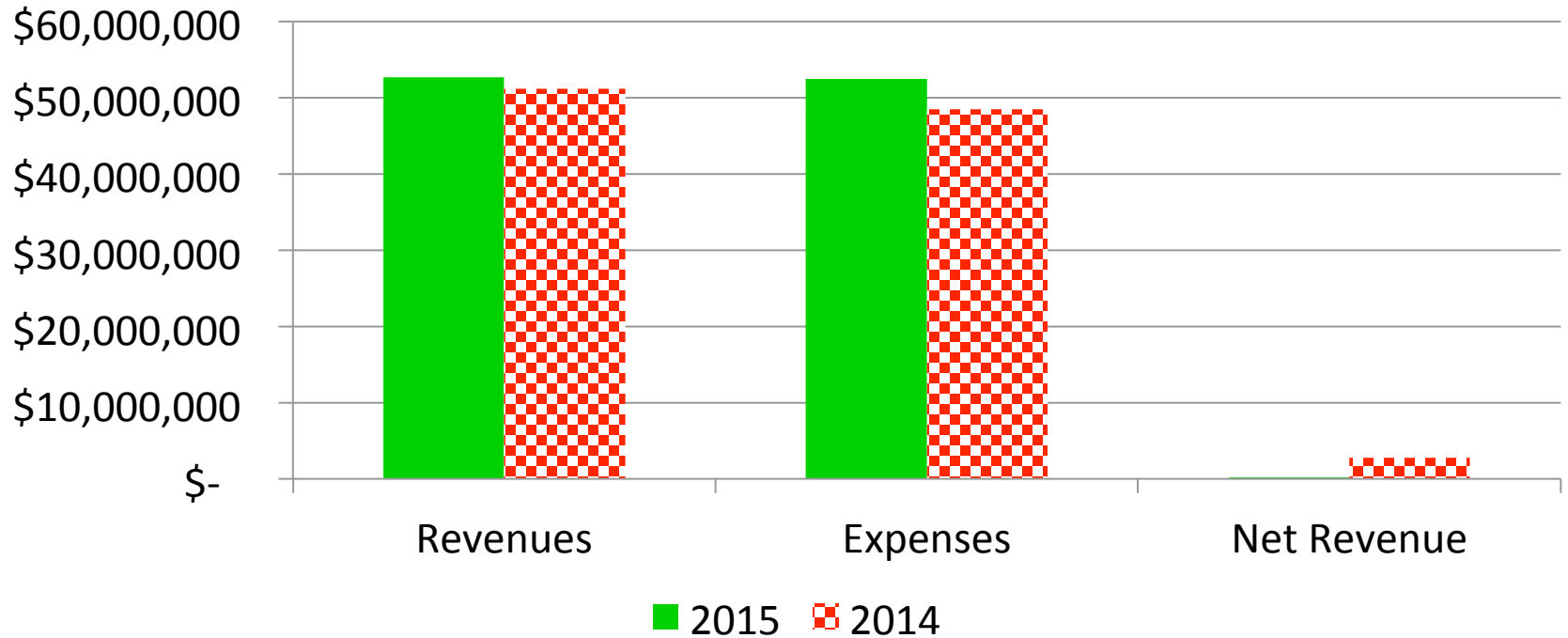
Mario Gonzalez - Treasurer

Saturday - January 9, 2016
Boston, MA

2015 Financial Results

- ALA ended its fiscal year on August 31, 2015
- The results were audited by ALA's auditor Mueller, LLP in early November
- The results were reviewed by the Treasurer, ALA's finance staff and the auditor in mid December
- The final results will be presented by staff and the auditor to the Executive Board for their acceptance at this Midwinter Meeting (Monday, January 11, 2016)
- **Based on the results, ALA remains a financially sound and strong organization**

Total ALA Revenues, Expenses and Net Revenue

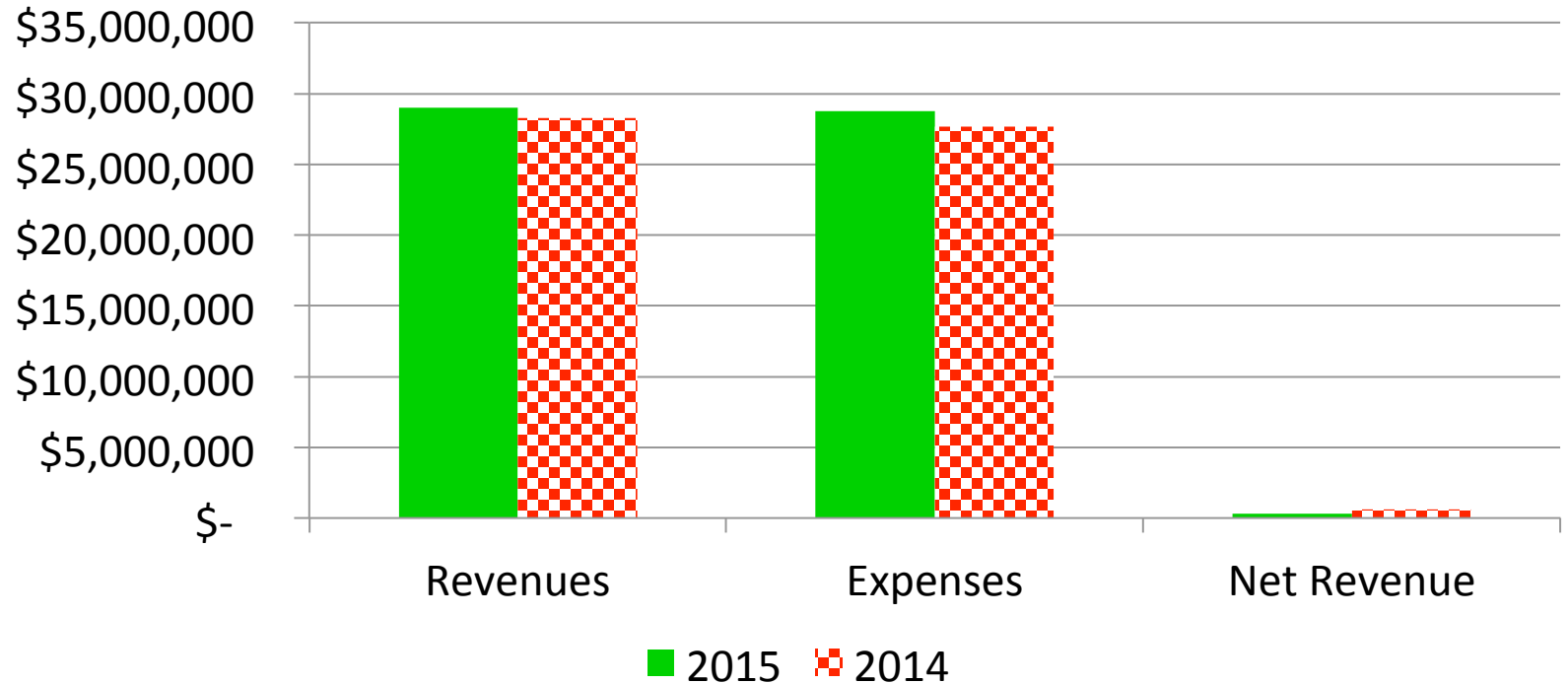


- Revenues higher in 2015 primarily due to additional grants and awards during the year - \$2.3 million
- Higher revenues were also realized in advertising and short-term investments
- Expenses were higher primarily from additional Grants & Awards and Meetings & Conferences (San Francisco)
- Result – Net Revenue was \$220,625 in FY15

Total ALA Revenues and Expenses - 2015

	<u>2015</u>	<u>2014</u>	<u>\$ Change From 2014</u>
Revenues	\$ 52,686,959	\$ 51,239,897	\$ 1,447,062
Expenses	\$ 52,466,334	\$ 48,509,260	\$ 3,957,074
Net Revenue	\$ 220,625	\$ 2,730,637	\$ (2,510,012)

General Fund Revenues and Expenses– 2015



- Revenues higher for the year due to a strong AC and interest & Dividends
- Dues revenue essentially flat declining by \$55,604 or -1.0% to \$5.4 million
- Expenses were higher due to the impact of labor & equipment costs related to the AC in San Francisco
- Result was net revenue of \$279,375

General Fund Revenues and Expenses– 2015

	<u>2015</u>	<u>2014</u>	<u>\$ Change From 2014</u>
Revenues	\$ 29,024,423	\$ 28,266,173	\$ 758,250
Expenses	<u>\$ 28,745,048</u>	<u>\$ 27,659,586</u>	<u>\$ 1,085,462</u>
Net Revenue	\$ 279,375	\$ 606,587	\$ (327,212)

Publishing Revenues & Expenses – 2015

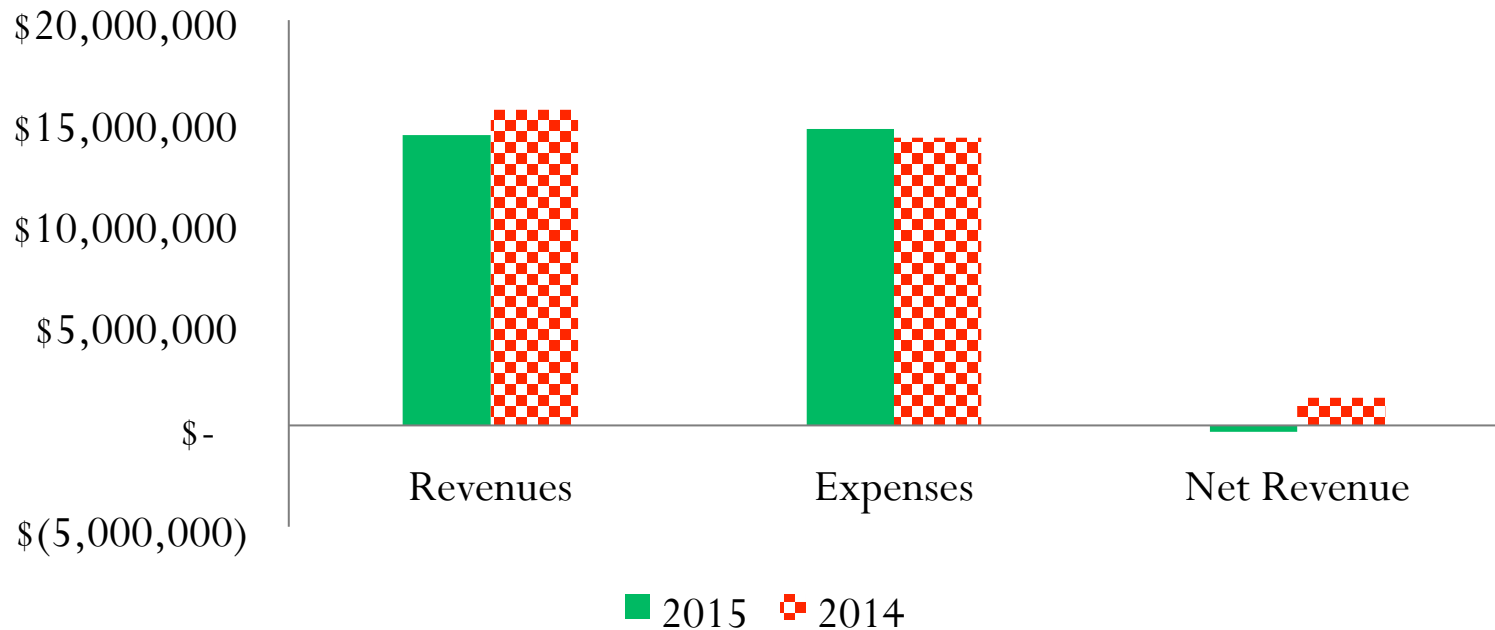
		Total	Total	Net
		<u>Revenues</u>	<u>Expenses</u>	<u>Revenues</u>
ALA Editions		\$ 4,118,594	\$ 4,888,496	(\$ 769,902)
Booklist/Book Links		\$ 5,226,863	\$ 3,850,858	\$ 1,376,005
Products & Promotions		\$ 1,046,577	\$ 910,168	\$ 136,409
Digital Resources		\$ 1,339,617	\$ 1,487,045	(\$ 147,428)
American Libraries		\$ 913,475	\$ 913,475	\$ 0
Publishing - AED		\$ 0	(\$ 34,921)	\$ 34,921
	Total	\$ 12,645,126	\$ 12,015,121	\$ 630,005

Meetings & Conferences

Revenues and Expenses - 2015

				Net
		<u>Revenues</u>	<u>Expenses</u>	<u>Revenue</u>
Annual Conference		\$ 6,618,866	\$ 5,847,316	\$771,550
Midwinter Meeting		<u>\$ 2,687,032</u>	<u>\$ 2,710,903</u>	<u>(\$ 23,871)</u>
	Total	\$ 9,305,898	\$ 8,558,219	\$ 747,679

Division Revenues and Expenses– 2015



- Only one national division conference (ACRL) during the year, which was very successful, compared to two (PLA & AASL) last year
- Higher publishing related revenue and expenses, primarily by ACRL resulting from their national conference
- Contributions were also higher as a result of the ACRL conference activity
- Divisions transferred approximately \$109,000 into their endowments
- The result was net expenses of (\$328,748)

Total Division Revenues and Expenses – 2015

	<u>2015</u>	<u>2014</u>	<u>\$ Change From 2014</u>
Revenues	\$ 14,308,910	\$ 15,581,358	\$ (1,272,448)
Expenses	\$ 14,637,658	\$ 14,196,747	\$ 440,911
Net Revenue	\$ (328,748)	\$ 1,384,611	\$ (1,713,359)

Total Roundtables Revenues and Expenses – 2015

		<u>2015</u>	<u>2014</u>	<u>\$ Change From 2014</u>
Revenues		\$ 428,775	\$ 358,257	\$ 70,518
Expenses		<u>\$ 263,737</u>	<u>\$ 216,753</u>	<u>\$ 46,984</u>
	Net	\$ 165,038	\$ 141,504	\$ 117,502

Total ALA Assets, Liabilities & Net Assets – 2015

	<u>2015</u>	<u>2014</u>	<u>\$ Change From 2014</u>
Assets	\$ 77,572,339	\$ 80,368,888	(\$ 2,796,549)
Liabilities	\$ 46,034,318	\$ 41,706,863	\$ 4,327,455
Net Assets	\$ 31,538,021	\$ 38,662,025	(\$ 7,124,004)

Thank You